

# ภาคผนวก ง

---

ใบรับรองการสอบเทียบเครื่องมือ



right solutions.  
right partner.

รายการเครื่องมือที่ใช้ในการวิเคราะห์ / ทดสอบ

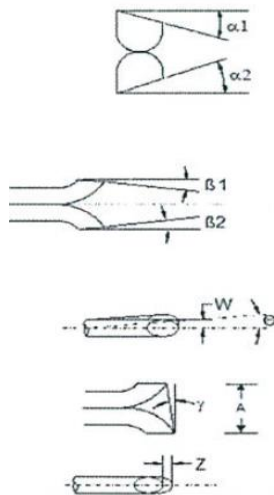
Sample Name	Parameter	Equipment Name	ID No.	Calibrated Date	Next Cal	Freq. Calibrate (Months)
Stack	Oxides of Nitrogen	Pitot Tube	BKK_FS0560	8-Jan-24	8-Jul-24	6
Stack	Oxides of Nitrogen	Flue gas Analyzer	RYG_FS0465	22-Feb-24	21-Feb-25	12
Stack	Oxides of Nitrogen	Field Rotameter	RYG_FS0659	1-Apr-24	1-Jul-24	3
Stack	Oxides of Nitrogen	Vacuum Gauge	RYG_FS0333	30-Mar-23	30-Sep-24	18
Stack	Oxides of Nitrogen	SPECTROPHOTOMETER	RYG_EN0037	18-Sep-23	18-Mar-25	18
Noise	Leq 24 hrs	Sound Calibrator	RYG_FS0213	28-Feb-24	27-Feb-25	12
Noise	Leq 24 hrs	Sound Level Meter	RYG_FS0031	10-Aug-23	10-Aug-24	12
Noise	Leq 24 hrs	Sound Level Meter	RYG_FS0301	12-Jan-24	11-Jan-25	12
Noise	Leq 8 hrs	Sound Calibrator	RYG_FS0213	28-Feb-24	27-Feb-25	12
Noise	Leq 8 hrs	Sound Level Meter	RYG_FS0628	22-Jan-24	21-Jan-25	12
Noise	Leq 8 hrs	Sound Level Meter	RYG_FS0619	12-Jan-24	11-Jan-25	12
Noise	Leq 8 hrs	Sound Level Meter	RYG_FS0620	12-Jan-24	11-Jan-25	12
Noise	Leq 8 hrs	Sound Level Meter	RYG_FS0621	12-Jan-24	11-Jan-25	12
Noise	Noise Dose, TWA	Dose Badge Reader	RYG_FS0210	29-Jan-24	28-Jan-25	12
Rayong Lab	Temperature	Digital Thermometer With Sensor	RYG_FS0468	10-Oct-23	10-Oct-24	12
Rayong Lab	pH at 25 °C	pH Meter	RYG_EN0152	14-Dec-23	14-Dec-24	12
Rayong Lab	Total Suspended Solids	Electronic Balance	RYG_EN0002	22-Feb-24	22-Feb-25	12
Rayong Lab	Total Suspended Solids	Hot Air Oven	RYG_EN0010	21-Mar-24	21-Sep-25	18
Rayong Lab	Total Dissolved Solids 180°C	Electronic Balance	RYG_EN0002	22-Feb-24	22-Feb-25	12
Rayong Lab	Total Dissolved Solids 180°C	Hot Air Oven	RYG_EN0010	21-Mar-24	21-Sep-25	18
Rayong Lab	Oil & Grease	Electronic Balance	RYG_EN0002	22-Feb-24	22-Feb-25	12
Rayong Lab	Oil & Grease	Hot Air Oven	RYG_EN0213	21-Mar-24	21-Mar-25	12
Rayong Lab	Oil & Grease	Water Bath	RYG_EN0061	21-Mar-24	21-Sep-25	18
Rayong Lab	BOD	DO meter with Sensor	RYG_EN0032	21-Jul-23	21-Jan-25	18
Rayong Lab	BOD	Incubator	RYG_EN0154	29-May-23	29-Nov-24	18



## Type S Pitot Tube Calibration

**Date Calibration** 8-Jan-24  
**Pitot ID** BKK\_FS0560  
**Pitot SN** -

**Due Date** 8-Jul-24  
**Inclinometer ID** BKK\_FS1131  
**Vernier ID** RYG\_FS0539



Parameter	Value	Allowable Range	Check
$\alpha 1$	0.6	$-10^\circ < \alpha 1 < +10^\circ$	OK
$\alpha 2$	1.4	$-10^\circ < \alpha 2 < +10^\circ$	OK
$\beta 1$	-2.3	$-5^\circ < \beta 1 < +5^\circ$	OK
$\beta 2$	-0.5	$-5^\circ < \beta 2 < +5^\circ$	OK
$\gamma$	-1.1	-	-
$\theta$	1.3	-	-
$Z = A \tan \gamma$	-0.017	$Z \leq 0.125"$	OK
$W = A \tan \theta$	0.020	$W \leq 0.031"$	OK
Dt	0.311	0.188" to 0.375"	OK
$A/2Dt$	1.415	$1.05 \leq PA/Dt \leq 1.5$	OK
A	0.88	$2.1Dt \leq A \leq 3Dt$	OK

Certify that pitot tube/porbe meets or exceeds all specifications, criteria and/or applicable design features and is hereby assigned a pitot tube certification fact of 0.84 . See 40 CFR Pt. 60, App. A,EPA Method 2.

Calibrated by : Saksit Phaisanphisut  
 ( Mr. Saksit Phaisanphisut )  
 RYG Field Services Scientist (4)

Approved By : Natthapol Jiengwareewong  
 ( Mr.Natthapol Jiengwareewong+ )  
 RYG Field Services Specialist (1)

**Certificate No:** G 670124

**Date of issue :** 22-Feb-24

**Instrument description :** Flue Gas Analyzer  
**Instrument model :** Testo 340  
**Control unit serial no. :** -  
**Instrument serial no. :** 62150585  
**ID no. or control no. :** RYG\_FS0465  
**Manufacturer :** Testo SE & Co. KGaA  
**Probe description :** -  
**Probe model :** -  
**Probe serial no. :** -  
**Customer name :** ALS LABORATORY GROUP (THAILAND) CO.,LTD.  
**Customer address :** 104 Phatthanakan 40, Phatthanakan Road, Khwaeng Phatthanakan, Khet Suan Luang, Bangkok, 10250 Thailand  
**Total pages of certificate :** 2 Pages  
**Receiving no. :** L-240604  
**Receiving date. :** 19-Feb-24  
**Parameter of calibration :** Gas Calibration(Oxygen 2.50,10.04,21.02 %vol, Carbon Monoxide 80.14,302,1003 ppm) Nitric Oxide 30.01,151.5,322.5 ppm, Sulphur Dioxide 50.36,100.8,600.8 ppm)  
**Condition of UUC. :** Used  
**Ambient condition :** All of the Measurment ware caried out the stabilized labotary  
     Temperature : 23 ±5 °C  
     Humidity : 55 ± 15 %RH  
**Calibration place :** 17/121 Soi Ngamwongwan 47 Yaek 48, Toongsonghong, Laksi, Bangkok 10210  
**Calibration procedure no. :** This instrument was calibrated by comparison with Standard gas mixture according to calibration Work Instruction no. WI-CL-28-C

REVIEW BY	<i>Miankorn P.</i>
APPROVED BY	<i>[Signature]</i>
NEXT CAL. DATE	21/2/25

*The calibration certificate expanded uncertainty of measurement is stated as the standard uncertainty of measurent Multiplied by coverage factor k=2, which for a normal distribution corresponds to a coverage probability of approximately 95%.*

*This certificate is applied only to item under test Environmental condition.*

*This Calibration Certificate may not be reporduced other than in full except with the permission of the issuing laboratory. Calibration certificates without signature and seal not valid and The results relate only to the items tested/calibrated.*

*This calibration certificate documents are tracebility to national standards, which realize measurement according to the International System of Units (SI).*

**Date of calibration :** 22-Feb-24



Mr. Kwanchai Khamdoug

**Calibration Technician**



Mrs. Nongluck Wongsettee

**Technical Manager**



**Certificate No.:** G 670124

**Standard References (Table 1)**

Standard	Certificate No.	Vendor	Due date
Oxygen ( O <sub>2</sub> ) 2.50 % Vol	2412/23	Linde	27-Aug-27
Oxygen ( O <sub>2</sub> ) 10.04 % Vol	CG-0153-21	Nimt	18-Nov-26
Oxygen ( O <sub>2</sub> ) 21.02 % Vol	CG-0041-22	Nimt	10-Feb-27
Carbon monoxide ( CO ) 80.14 ppm	CG-0040-22	Nimt	14-Feb-27
Carbon monoxide ( CO ) 302 ppm	1915/23	Linde	16-Jun-25
Carbon monoxide ( CO ) 1003 ppm	2584/23	Linde	10-Sep-25
Nitric Oxide ( NO ) 30.01 ppm	CG-0014-23	Nimt	19-Feb-25
Nitric Oxide ( NO ) 151.5 ppm	0161/23	Linde	22-Jan-25
Nitric Oxide ( NO ) 322.5 ppm	1974/23	Linde	17-Jul-25
Sulphur Dioxide ( SO <sub>2</sub> ) 50.36 ppm	2004/23	Linde	17-Jul-25
Sulphur Dioxide ( SO <sub>2</sub> ) 100.8 ppm	3507/22	Linde	09-Nov-24
Sulphur Dioxide ( SO <sub>2</sub> ) 600.8 ppm	2003/23	Linde	17-Jul-25

**Measured room conditions**

Temperature : 22.7 °C Humidity : 60.2 %RH Pressure : 1011.8 mbar

**Calibration conditions**

Gas Temperature : 23 °C Flow rate : 600 ml/min Gas pressure : 1014.1 mbar

**Calibration Results (Without adjustment) (Table 2)**

Parameter of Standard	Standard Values	Mean of UUC	Error	Uncertainty ( ± )
O <sub>2</sub> (%Vol)	2.50	2.44	-0.06	0.15
O <sub>2</sub> (%Vol)	10.04	9.92	-0.12	0.20
O <sub>2</sub> (%Vol)	21.02	21.11	0.09	0.30
CO (ppm)	80.14	81	0.86	3.0
CO (ppm)	302	303	1	6.0
CO (ppm)	1003	1003	0	12
NO (ppm)	30.01	29	-1.01	8.0
NO (ppm)	151.5	151	-0.5	8.0
NO (ppm)	322.5	321	-1.5	12
SO <sub>2</sub> (ppm)	50.36	52	1.64	6.0
SO <sub>2</sub> (ppm)	100.8	102	1.2	6.0
SO <sub>2</sub> (ppm)	600.8	604	3.2	13

**Remark :** 1 cmol/mol = 1 %vol, 1 µmol/mol = 1 ppm.

## End of Report



## ROTA METER CALIBRATION RESULT APRIL 2024

Rotameter ID.	Calibration Date	Regression Result	Coefficient (R <sup>2</sup> )
BKK_FS0585	23 Apr 24	$Y = 1.0322x + 2.25$	0.9997
BKK_FS0587	23 Apr 24	$Y = 1.0111x + 16.357$	0.9994
BKK_FS0592	23 Apr 24	$Y = 1.001x + 14.551$	1.0000
BKK_FS0594	23 Apr 24	$Y = 1.0048x + 4.9762$	1.0000
BKK_FS1004	01 Apr 24	$Y = 0.9826x + 12.32$	0.9998
BKK_FS1005	01 Apr 24	$Y = 1.0183x + 0.0633$	0.9998
BKK_FS1006	01 Apr 24	$Y = 1.1534x - 3.3241$	0.9989
BKK_FS1007	23 Apr 24	$Y = 1.1084x + 2.9017$	0.9994
BKK_FS1008	06 May 24	$Y = 1.1347x + 2.1915$	0.9996
BKK_FS1011	07 May 24	$Y = 1.3995x - 7.1671$	0.9994
BKK_FS1012	07 May 24	$Y = 1.0488x - 26.533$	0.9998
BKK_FS1013	07 May 24	$Y = 1.0255x - 57.741$	1.0000
BKK_FS1017	04 Apr 24	$Y = 1.0213x + 0.1156$	1.0000
BKK_FS1018	04 Apr 24	$Y = 1.0007x + 1.3933$	0.9999
BKK_FS1019	04 Apr 24	$Y = 1.0038x - 1.3381$	1.0000
BKK_FS1020	04 Apr 24	$Y = 1.003x + 5.7656$	1.0000
BKK_FS1021	04 Apr 24	$Y = 1.0096x - 25.605$	0.9926
BKK_FS1022	04 Apr 24	$Y = 1.0937x - 103.66$	0.9980
BKK_FS1023	07 May 24	$Y = 1.1613x - 2.675$	1.0000
BKK_FS1024	07 May 24	$Y = 1.0157x - 4.3362$	1.0000
BKK_FS1025	07 May 24	$Y = 1.0018x - 4.6236$	0.9999
BKK_FS1026	19 Jan 24	$Y = 0.9618x + 1.9626$	0.9999
BKK_FS1027	19 Jan 24	$Y = 1.0065x - 4.3786$	1.0000
BKK_FS1028	19 Jan 24	$Y = 1.0184x - 37.308$	0.9997
BKK_FS1029	19 Jan 24	$Y = 0.9809x + 2.7925$	0.9977
BKK_FS1030	19 Jan 24	$Y = 0.996x - 1.3286$	1.0000
BKK_FS1031	19 Jan 24	$Y = 1.015x - 27.236$	0.9997
BKK_FS1039	01 Apr 24	$Y = 0.9909x + 11.357$	0.9991
BKK_FS1040	01 Apr 24	$Y = 1.0121x - 19.203$	0.9996
BKK_FS1041	01 Apr 24	$Y = 1.0176x + 1.4813$	0.9996
BKK_FS1042	01 Apr 24	$Y = 0.9927x + 10.76$	0.9995
BKK_FS1043	01 Apr 24	$Y = 0.9965x + 13.696$	1.0000
BKK_FS1044	01 Apr 24	$Y = 1.1159x - 0.9354$	0.9978
PHK_FS0027	06 May 24	$Y = 1.1281x + 0.4949$	0.9997
PHK_FS0028	06 May 24	$Y = 1.0332x - 1.8233$	0.9999
PHK_FS0029	06 May 24	$Y = 1.001x + 10.848$	1.0000
RYG_FS0197	01 Apr 24	$Y = 1.0045x + 10.275$	1.0000
RYG_FS0198	01 Apr 24	$Y = 1.0061x + 0.715$	0.9999
RYG_FS0199	01 Apr 24	$Y = 0.976x + 3.1497$	0.9998



## ROTA METER CALIBRATION RESULT APRIL 2024

Rotameter ID.	Calibration Date	Regression Result	Coefficient (R <sup>2</sup> )
RYG_FS0654	01 Apr 24	$Y = 1.0354x + 0.3361$	0.9998
RYG_FS0655	01 Apr 24	$Y = 0.978x + 13.603$	0.9991
RYG_FS0656	01 Apr 24	$Y = 1.0035x + 6.879$	0.9999
RYG_FS0657	01 Apr 24	$Y = 1.0233x + 0.8908$	0.9982
RYG_FS0658	01 Apr 24	$Y = 0.9905x + 9.8867$	0.9996
RYG_FS0659	01 Apr 24	$Y = 0.9994x + 13.924$	1.0000
SGK_FS0135	23 Apr 24	$Y = 1.0117x + 4.8833$	1.0000
SGK_FS0136	23 Apr 24	$Y = 1.0134x + 3.6467$	1.0000
SGK_FS0138	04 Apr 24	$Y = 1.0449x - 0.3684$	0.9988
SGK_FS0139	04 Apr 24	$Y = 1.0086x + 3.1267$	0.9988
SGK_FS0140	04 Apr 24	$Y = 1.0029x + 7.5181$	1.0000
SGK_FS0141	23 Apr 24	$Y = 1.1129x - 0.0619$	0.9997
SGK_FS0142	23 Apr 24	$Y = 1.0136x + 2.4267$	0.9999
SGK_FS0143	23 Apr 24	$Y = 1.0036x + 8.3162$	1.0000

Review By :

(Mr. Wichan Choonharat)

Enviro Field Services Manager

Approved By :

(Mr. Sarayuth Jittrantont)

Assistant General Manager

## CERTIFICATE OF CALIBRATION

### FOR

NOMENCLATURE : VACUUM GAUGE  
MANUFACTURER : QUALITYWELL  
MODEL / TYPE : N/A  
SERIAL NO. : VG02[RYG\_FS0333]  
CLID. NO. : 212300696  
JOB CONTROL NO. : 230329034807

REVIEW BY	<i>Manaborn P.</i>
APPROVED BY	<i>[Signature]</i>
NEXT CAL. DATE	30/9/24

CUSTOMER : ALS LABORATORY GROUP (THAILAND) CO., LTD.  
104 PHATTHANAKAN 40, PHATTHANAKAN RD.,  
KHWAENG PHATTHANAKAN, KHET SUAN LUANG, BANGKOK 10250, THAILAND

DATE OF RECEIVED : 29 March 2023


DATE OF ISSUED : 31 March 2023

Report of calibration screening must not be taken in part. Except complete. Without the approval of the Calibration Laboratory Co., Ltd.

Calibrated By : Sittipong Pimdee  
Calibration Engineer



Approved By : Mongkol Yotsoontorn  
Authorized Signatory  
31 March 2023



This Calibration Certificate documents the traceability to national standards, which realize the units of measurement according to the International System of Units (SI)

Certificate No. Q23034807

F3-011-04/01-12

page 1 of 3



@clccalibrator



## REPORT OF CALIBRATION

### FOR

NOMENCLATURE : VACUUM GAUGE  
MANUFACTURER : QUALITYWELL  
MODEL / TYPE : N/A  
SERIAL NO. : VG02[RYG\_FS0333]  
DATE OF CALIBRATION : 30 March 2023

---

#### ENVIRONMENT CONDITIONS :

Temperature :  $(23 \pm 2) ^\circ\text{C}$

Relative Humidity :  $(55 \pm 10) \% \text{RH}$

#### PROCEDURE USED :

This instrument was calibrated under procedure No. **CLC-CPPP-05** according to **DKD-R 6-1** as calibration guidelines.

The calibration was performed by direct measurement with Document Process Calibrator and Pressure Module which maintained by the Calibration Laboratory Co., Ltd.

#### REFERENCE STANDARD USED :

Document Process Calibrator, Fluke Model 741B S/N. 8295020 with Pressure Module Model 700PD5 S/N. 89404505.

#### TRACEABILITY :

The measurements are traceable to International System of Units (SI), through National Institute of Metrology (Thailand).

Certificate No. MP-0035-23, Due Date 02 February 2024.

#### UNCERTAINTY :

The reported uncertainty is based on a standard uncertainty multiplied by coverage factor of  $k = 2$ . It has been evaluated according to the "Calibration of Pressure Gauges (DKD-R 6-1)" which provides a level of confidence approximately 95%.

Certificate No. Q23034807

F3-011-04/01-12

page 2 of 3



@clccalibration

## CONDITION OF CALIBRATION ITEM : GOOD

## MEASUREMENT RESULTS : ( X ) without adjustment ( ) adjustment

The DUC was exercised by applying a known pressure from its zero to full scale 1 times. Then 2 series of known gauge pressure were applied. The STD reading were recorded and the means value were reported in the table below.

### CALIBRATION DATA

#### CORRECTION OF PRESSURE

DUC Test point ( inHg )	STD Reading ( inHg )		Correction ( inHg )	
	Up	Down	Up	Down
-10.0	-9.96	-9.97	+0.04	+0.03
-20.0	-20.11	-20.12	-0.11	-0.12
-26.0	-26.18	-26.19	-0.18	-0.19
-27.0	-27.21	-27.22	-0.21	-0.22
-28.0	-28.30	-28.30	-0.30	-0.30

Uncertainty of measurement  $\pm 0.06$  inHg

Transmitting fluid : Air.

Note. The Scope of Accredited ANAB Certificate No. ACDM-2814 Version 008 Page 36 of 54

**This report is valid for the above stated instrument/s only.**

### End of Certificate ###

Certificate No. Q23034807


F3-011-04/01-12

page 3 of 3



@clccalibrator





# Certificate of Calibration

**Equipment:** SPECTROPHOTOMETER  
**Model:** DR6000  
**Serial No. (or ID.):** 1627845 (RYG\_EN0037)  
**Manufacturer:** HACH  
**Condition:** In Condition

**Certificate No.:** C06230441  
**Issued Date:** 19 September 2023  
**Job No.:** WO-00005382  
**Page:** 1 of 3

**Customer:** ALS Laboratory Group (Thailand) Co.,Ltd. (Rayong Branch)  
616/10 Moo 5 T.Maenam Khu,  
A.Pluakdaeng, Rayong 21140, Thailand.


**Environment Condition:** Temperature 23.9 °C ± 0.2  
Humidity 65.3 %RH ± 1.4


REVIEW BY	<i>N. Bann...</i>
APPROVED BY	<i>D. ...</i>
NEXT CAL. DATE	18/3/25

**Calibration Place:** ALS Laboratory Group (Thailand) Co.,Ltd. (Rayong Branch) (Wet Chemistry)  
616/10 Moo 5 T.Maenam Khu,  
A.Pluakdaeng, Rayong 21140, Thailand.

**Calibration By:** Mr.Nattapat Rungrueang  
**Calibration Date:** 18 September 2023  
**The Method used:** In house method, CAL-WI-24, base on ASTM E 275-08 and ASTM E 387-04  
**Traceability:** This certificate is traceable to the CRM maintained by National Institute of Standards and Technology (NIST) through Starna Scientific Limited.

The standard for Wavelength Certificate No. 111583 and 111584  
The standard for Photometric Certificate No. 9114984 and 111588  
The standard for Stray light Certificate No. 111586 and 111585  
The standard for Spectral resolution Certificate No. 111587

  
(Mr. Nattapat Rungrueang)  
Person in charge

  
(Mr. Nitinun Srihawan)  
Authorized signatory

This certificate is issued the units of measurement according to the International System of Units (SI). It provides traceability of measurement to international or national standard or other recognized national standard laboratories.

The measurement uncertainty stated is the expanded uncertainty which is obtained from the standard uncertainty multiplied by the coverage factor ( $k=2$ ) to provide a level of confidence of approximately 95%. It is determined in accordance with the Guide to Expression of Uncertainty in Measurement (GUM).

These results may be affected by deviations from specified conditions. The results relate only to the items tested, calibrated or sampled. The report shall not be reproduced except in full without approval of DKSH Technology Limited.

บริษัท ดีเคเอสเอช เทคโนโลยี จำกัด  
DKSH Technology Limited  
2533 ถนนสุขุมวิท แขวงบางจาก เขตพระโขนง กรุงเทพมหานคร 10260  
2533 Sukhumvit Road, Bangchak, Phrakhanong, Bangkok 10260  
Phone: +66 2639 7000 Email: info.calibration@dksh.com Website: www.dksh.com/scientific-thailand

## Calibration Results:

### Without Adjustment

Wavelength Accuracy (nm), The spectral bandwidth of Std at 2 nm and UUC at 2 nm

Standard Wavelength	Unit Under Calibration	Correction	Uncertainty
418.61	418.3	0.31	0.13
536.66	536.6	0.06	0.13
637.98	638.3	-0.32	0.13
748.48	748.7	-0.22	0.13
807.03	807.4	-0.37	0.13

Photometric Accuracy (Absorbance)

Wavelength	Standard absorbance	Unit Under Calibration	Correction	Uncertainty
420 nm	0.0000	0.000	0.0000	0.0045
	0.2930	0.289	0.0040	0.0045
	0.5168	0.519	-0.0022	0.0045
	1.0298	1.029	0.0008	0.0045
440 nm	0.0000	0.000	0.0000	0.0045
	0.2867	0.283	0.0037	0.0045
	0.5073	0.509	-0.0017	0.0045
	1.0083	1.007	0.0013	0.0045
465 nm	0.0000	0.000	0.0000	0.0045
	0.2516	0.250	0.0016	0.0045
	0.4595	0.462	-0.0025	0.0045
	0.9334	0.933	0.0004	0.0045
546.1 nm	0.0000	0.000	0.0000	0.0045
	0.2461	0.245	0.0011	0.0045
	0.4652	0.466	-0.0008	0.0045
	0.9468	0.946	0.0008	0.0045
590 nm	0.0000	0.000	0.0000	0.0045
	0.2594	0.259	0.0004	0.0045
	0.5040	0.505	-0.0010	0.0045
	1.0032	1.002	0.0012	0.0045
635 nm	0.0000	0.000	0.0000	0.0045
	0.2579	0.257	0.0009	0.0045
	0.4971	0.497	0.0001	0.0045
	0.9720	0.971	0.0010	0.0045



## Calibration Results:

### Without Adjustment

#### Photometric Accuracy (Absorbance)

Wavelength	Standard absorbance	Unit Under Calibration	Correction	Uncertainty
235 nm	0.0000	0.000	0.0000	0.0080
	0.7355	0.737	-0.0015	0.0080
257 nm	0.0000	0.000	0.0000	0.0080
	0.8574	0.857	0.0004	0.0080
313 nm	0.0000	0.000	0.0000	0.0080
	0.2864	0.290	-0.0036	0.0080
350 nm	0.0000	0.000	0.0000	0.0080
	0.6374	0.637	0.0004	0.0080

#### Stray light \*

Standard: cut-off	UUC: Wavelength (nm)	UUC: Transmission (%T)	Absorbance (A)
260.62 +/- 0.11 nm	260.6	1.3	1.886
391.44 +/- 0.11 nm	391.4	1.3	1.886

#### Spectral Resolution \*

Nominal Concentration 0.02 % v/v	Peak	Trough	Ratio	SBW
Standard Wavelength ( nm )	268.66	266.69	1.38	2.00
UUC: Wavelength (nm)	268.2	266.1		
Std Absorbance ( A )	0.4566	0.2780		
Absorbance ( A )	0.413	0.300		

\* Calibration Marked " Not TISI Accredited " in this Certificate have been included for completeness.

**The End of Certificate**

## ใบตรวจสอบสภาพเครื่องวัดสิ่งแวดล้อม

เลขที่ใบงาน: WO-00005382

ชนิดเครื่องมือ: SPECTROPHOTOMETER

รุ่น: DR6000

หมายเลขเครื่อง: 1627845

ตรวจสอบ (รับ)		รายการตรวจเช็ค	ตรวจสอบ (ส่ง)		หมายเหตุ
18 Sep 2023			18 Sep 2023		
ปกติ	ไม่ปกติ		ปกติ	ไม่ปกติ	
		General			
<input checked="" type="checkbox"/>	<input type="checkbox"/>	1. ความสมบูรณ์เครื่อง	<input checked="" type="checkbox"/>	<input type="checkbox"/>	
<input checked="" type="checkbox"/>	<input type="checkbox"/>	2. ความสะอาด ( ช่องใส่ตัวอย่าง, ภายใน-นอกเครื่อง)	<input checked="" type="checkbox"/>	<input type="checkbox"/>	
<input checked="" type="checkbox"/>	<input type="checkbox"/>	3. สวิตช์ ปิด – เปิด เครื่อง (On-Off Swicth)	<input checked="" type="checkbox"/>	<input type="checkbox"/>	
<input checked="" type="checkbox"/>	<input type="checkbox"/>	4. ปุ่มกด (Keypad)	<input checked="" type="checkbox"/>	<input type="checkbox"/>	
<input checked="" type="checkbox"/>	<input type="checkbox"/>	5. หน้าจอ (Display, Screen Contrast)	<input checked="" type="checkbox"/>	<input type="checkbox"/>	
		Spectrophotometer			
<input type="checkbox"/>	<input type="checkbox"/>	6. แรงดันไฟฟ้า (Battery Backup) >= 2.5 VDC	<input type="checkbox"/>	<input type="checkbox"/>	
<input type="checkbox"/>	<input type="checkbox"/>	7. ตัวหมุนเลือกความยาวคลื่น (Wavelength Control)	<input type="checkbox"/>	<input type="checkbox"/>	
<input checked="" type="checkbox"/>	<input type="checkbox"/>	8. ความยาวคลื่น (Wavelength Check)	<input checked="" type="checkbox"/>	<input type="checkbox"/>	*
<input checked="" type="checkbox"/>	<input type="checkbox"/>	9. แหล่งกำเนิดแสง (UV < 3,000 hour)	<input checked="" type="checkbox"/>	<input type="checkbox"/>	9.2 Hours
<input checked="" type="checkbox"/>	<input type="checkbox"/>	10. แหล่งกำเนิดแสง (Visible < 5,000 hour)	<input checked="" type="checkbox"/>	<input type="checkbox"/>	741.5 Hours
<input checked="" type="checkbox"/>	<input type="checkbox"/>	11. ช่องวัดหลายตัวอย่าง (Carousel Module)	<input checked="" type="checkbox"/>	<input type="checkbox"/>	
		pH Meter and Conductivity Meter			
<input type="checkbox"/>	<input type="checkbox"/>	12. อิเล็กโทรด ( Electrode and Connection Cable )	<input type="checkbox"/>	<input type="checkbox"/>	
<input type="checkbox"/>	<input type="checkbox"/>	13. ระดับสารละลายใน Electrode (Level KCl )	<input type="checkbox"/>	<input type="checkbox"/>	
<input type="checkbox"/>	<input type="checkbox"/>	14. ฝาปิดกันปลาย Electrode (Dust Protection Hood)	<input type="checkbox"/>	<input type="checkbox"/>	
<input type="checkbox"/>	<input type="checkbox"/>	15. ขาจับอิเล็กโทรด (Stand)	<input type="checkbox"/>	<input type="checkbox"/>	
		Turbidimeter			
<input type="checkbox"/>	<input type="checkbox"/>	16. ค่าความขุ่นที่ต่ำสุด (No Sample)	<input type="checkbox"/>	<input type="checkbox"/>	
<input type="checkbox"/>	<input type="checkbox"/>	17. ระดับการส่องสว่างของแสง (>= 2.5 ไม่เกิน 3.0)	<input type="checkbox"/>	<input type="checkbox"/>	
		Automatic titrator			
<input type="checkbox"/>	<input type="checkbox"/>	18. สภาพ Piston Burettes	<input type="checkbox"/>	<input type="checkbox"/>	
<input type="checkbox"/>	<input type="checkbox"/>	19. Function Rinsing and Dosing	<input type="checkbox"/>	<input type="checkbox"/>	
<input type="checkbox"/>	<input type="checkbox"/>	20. ระบบท่อสายยางและอุปกรณ์ประกอบ	<input type="checkbox"/>	<input type="checkbox"/>	

เพิ่มเติม/ข้อแนะนำ : \*656.1nm=656.1nm

\*486.0nm=485.5nm

Mr.Nattapat Rungruang

Service Engineer





THAILAND INSTITUTE OF SCIENTIFIC AND TECHNOLOGICAL RESEARCH (TISTR)

Request No. 21-67/0292

MTC No. EEL. BP. 83/0267

## CALIBRATION CERTIFICATE

Submitted by : ALS Laboratory Group (Thailand) Co.,Ltd.

Address : 104 Phatthanakan 40, Phatthanakan Rd., Khwaeng Phatthanakan, Khet Suan Luang, Bangkok, 10250.

Calibrated at : Electrical and Electronic Standards Laboratory, Industrial Metrology and Testing Service Centre.  
Soi 1C, Bangpoo Industrial Estate, Sukhumvit Rd., Muang, Samutprakan 10280.

### Instrument Calibrated :

Description : Sound Calibrator

Manufacturer : Rion

Model : NC-74

Serial No. : 34178121 (ID:RYG\_FS0213)

### Ambient Environment

Temperature :  $(23 + 3) ^\circ\text{C}$

Relative Humidity :  $(50 \pm 15) \%$

Ambient Pressure :  $(101.325 \pm 1.500) \text{ kPa}$

Standards used : 1. Digital Function Synthesizer NF Electronic DF-193A S/N 122037.

2. Measuring Amplifier Bruel&Kjaer 2636 S/N 1537484.

3. Programmable Attenuator Tamagawa TPA-303A S/N OF 2214.

4. Digital Multimeter Agilent 34401A S/N MY44005560.

5. Pressure Transmitter Vaisala PTB202AD S/N T0650001.

6. Audio Analyzer Keithley 2015-P S/N4106495.

7. Condenser Microphone B&K 4180 S/N 2889871.



**Calibration Procedure:** CP-102-04 based on IEC 60942-2003; The sound pressure level generated by sound calibrator under test shall be measured by standard microphone using an insert voltage technique.

This instrument has been calibrated against standards maintained at Electrical and Electronic Standards Laboratory (EEL), which are traceable to the International System of Units through the National Institute of Metrology (Thailand).

The information on actual reading is attached herewith and the uncertainty limits quoted refer to the measured values only.

Date of Receipt : 19 Feb. 2024

Date of Calibration : 28 Feb. 2024

1 / 2 *[Signature]*

The results relate only to the items tested/calibrated or value assigned.

Advertising the Report/Certificate and publicity of the results except in full are prohibited unless written permission is obtained from the governor of TISTR.

FM.BL.MTC.002 Rev.5

#### Head Office

35 Mu 3 Tambon Khlong Ha, Amphoe Khlong Luang,  
Changwat Pathumthani 12120, Thailand  
Tel. (66) 0 2577 9036  
Fax. (66) 0 2577 9009

#### Office/Laboratory

668 Mu 2 Tambon Bangpoomai, Amphoe Muang Samutprakan,  
Changwat Samutprakan 10280, Thailand  
Tel. (66) 0 2323 1672-80 ext. 115, 116  
(66) 08 3219 9440  
E-mail : mtc@tistr.or.th Website : www.tistr.or.th

#### Office

196 Phahonyothin Road, Ladyao, Chatuchak,  
Bangkok 10900, Thailand  
Tel. (66) 0 2579 1121-30 ext. 5219, 5225, 5217  
(66) 08 1889 6827

THAILAND INSTITUTE OF SCIENTIFIC AND TECHNOLOGICAL RESEARCH (TISTR)

Request No. 21-67/0292

MTC No. EEL. BP. 83/0267

The reported expanded uncertainty is based upon a standard uncertainty multiplied by a coverage factor  $k = 2$ , providing a level of confidence of approximately 95%.

Nominal Output of Unit Under Test = 94 dB re 20 $\mu$ Pa at 1000 Hz

Acoustic Output in dB re 20 $\mu$ Pa, Corrected to Reference Conditions: 101.325 kPa, 23.0 °C and 50 %RH.

1. Sound Pressure Level

Standard Microphone Type	Measured Sound Pressure Level (dB)	Deviated value (dB)	Uncertainty (dB)	Tolerance limit IEC60942:2003 Class 1
1/2 inch Bruel&Kjaer 4180	94.01	0.01	$\pm 0.10$	$\pm 0.40$ dB

2. Frequency

Standard Microphone Type	Measured Frequency (Hz)	Deviated value (Hz)	Uncertainty (Hz)	Tolerance limit IEC60942:2003 Class 1
1/2 inch Bruel&Kjaer 4180	1003.1	3.1	$\pm 1.5$	$\pm 1.0\%$

3. Total Distortion

Standard Microphone Type	Measured Total Distortion (%)	Uncertainty (%)	Tolerance limit IEC60942:2003 Class 1
1/2 inch Bruel&Kjaer 4180	1.80	$\pm 0.50$	$\pm 3.0\%$

Note : 1. No adjustment.


2. The calibrator pressure correction was not included.

3. The microphone volume correction was included at level of 0.16 dB from manual.

Calibrated by :

  
.....  
(Mr. Weerachai Deechaiyae)

Approved by :

  
.....  
(Mr. Prawate Kluaypa)

Director

Electrical and Electronic Standards Laboratory

Industrial Metrology and Testing Service Centre

Date of Calibration : 28 Feb. 2024

Date of Issue : 29 Feb. 2024

Ref : 2011267021900719001

End of Certificate

2 / 2

The results relate only to the items tested/calibrated or value assigned.

Advertising the Report/Certificate and publicity of the results except in full are prohibited unless written permission is obtained from the governor of TISTR.

FM.BL.MTC.002 Rev.4

Head Office

35 Mu 3 Tambon Khlong Ha, Amphoe Khlong Luang,  
Changwat Pathumthani 12120, Thailand  
Tel. (66) 0 2577 9000  
Fax. (66) 0 2577 9009  
E-mail : rumpai@tistr.or.th Website:www.tistr.or.th

Office/Laboratory

Soi 1C, Bangpoo Industrial Estate, Sukhumvit Road,  
Amphoe Muang, Changwat Samutprakan 10280, Thailand  
Tel. (66) 0 2323 1672-80 ext. 115, 116  
Fax. (66) 0 2323 9165  
E-mail : mtc@tistr.or.th

Office

196 Phahonyothin Road, Chatuchak, Bangkok 10900,  
Thailand  
Tel. (66) 0 2579 1121-30 ext. 5219, 5225, 5217  
Fax. (66) 0 2579 8592  
E-mail : sumalee@tistr.or.th



# SITHIPHORN ASSOCIATES CO.,LTD. CALIBRATION LABORATORY

451-451/1 Sirinthorn Rd.,Bangbumru, Bangplud Bangkok 10700 THAILAND.  
Tel.0-2435-8800 Fax.0-2433-1679 e-mail:cal-center@sithiphorn.com http://www.sithiphorn.com



Cert. No. : ACL23249

Pages : 1 of 8

## Calibration Certificate

**Equipment :** SOUND LEVEL METER  
**Manufacturer :** RION  
**Model :** NL-42/ Microphone UC-52 / Preamplifier NH-24  
**Serial No.:** 00734218 / 146937 / 34368  
**ID No.:** RYG\_FS0031

**Condition As Found :** GOOD

**Customer :** ALS LABORATORY GROUP (THAILAND) CO., LTD.  
104 PHATTHANAKAN 40, PHATTHANAKAN ROAD,  
KHWAENG PHATTHANAKAN, KHET SUAN LUANG,  
BANGKOK, 10250 THAILAND.

**Location :** -  
**Ambient Temperature :** ( 23.0  $\pm$  3 ) °C  
**Pressure :** ( 101.3  $\pm$  3 ) kPa  
**Relative Humidity :** ( 50.0  $\pm$  20 ) %

**Received Date :** 13 JULY 2023  
**Calibration Date :** 10 AUGUST 2023  
**Date of Issue :** 11 AUGUST 2023

REVIEW BY	<i>Nathakorn P</i>
APPROVED BY	<i>Thanakul Petchurai</i>
NEXT CAL. DATE	10/8/24

**Calibrated by :** Nathakorn Pisutpaisan

**Approved by :**

*Thanakul Petchurai*  
( Thanakul Petchurai )

This certificate is issued in accordance with the requirements of ISO/IEC 17025 standard, may not be reproduced other than in full, except with the prior written approval of the head of Calibration Laboratory.

## Continuation of Calibration Certificate

Cert. No. : ACL23249

Job No. : VC66AC0085

Pages : 2 of 8

Calibration Procedure : CP-AC-01

**Calibration Method :**

This equipment was calibrated by based on IEC-61672-3 (2013) Standard for sound level meter (SLM).

The SLM had tests to Acoustical and Electrical signal tests of frequency weighting with Anechoic chamber and Reference Standard Instruments.

For tests results of each items were made by observation of each Instruments display and also with SLM's display.

**Condition of this result of calibration :**

## 1. Reference Standard Instruments :

<u>Instrument</u>	<u>Model</u>	<u>Serial No.</u>	<u>Cert. No.</u>	<u>Due Date</u>
Waveform Generator	33210A	MY48017076	EF-0009-23	07-FEB-24
Waveform Generator	33511B	MY52302742	EF-0010-23	07-FEB-24
Digital Multimeter	33461A	MY53220104	EEL.BP 30/0266	13-FEB-24
Digital Multimeter	33461A	MY53220076	EEL.BP 29/0266	13-FEB-24
Digital Multimeter	34461A	MY60024273	EEL.BP 31/0266	14-FEB-24
Programmable Attenuator	MAT-1070	62100114	EF-0011-23	08-FEB-24
Condenser Microphone	4180	2977900	AA-1001-23	14-FEB-24
Measuring Amplifier	NA-42KAI	34560495	AA-3002-23	14-FEB-24

2. This result of calibration was found accurate as shown on date and place of calibration for this calibrated item only.

3. This certificate is traceable to the international system of unit maintained at :

3.1 National Institute of Metrology (Thailand).

3.2 Thailand Institute of Scientific and Technological Research (TISTR).



Continuation of Calibration Certificate

Cert. No. : ACL23249

Job No. : VC66AC0085

Pages : 3 of 8

**Summary of Measurement Result :**

Parameter	Pass	Fail	Uncertainty (dB)	Maximum-permitted uncertainty of measurement (dB)
1. Absolute sensitivity	✓	-	0.2	N/A
2. Self-generated noise	✓	-	0.2	N/A
3. Acoustical signal tests of frequency weightings				
125 Hz	✓	-	0.3	0.6
1000 Hz	✓	-	0.3	0.6
8000 Hz	✓	-	0.3	0.7
4. Electrical signal tests of frequency weightings				
For 10 Hz to 4 kHz	✓	-	0.3	0.6
For > 4 kHz to 10 kHz	✓	-	0.3	0.7
For > 10 kHz to 20 kHz	-	-	-	1.0
5. Frequency and time weightings at 1 kHz	✓	-	0.2	0.2
6. Long - term stability	✓	-	0.1	0.1
7. Level linearity on the reference level range	✓	-	0.2	0.3
8. Level linearity including the level range control	✓	-	0.2	0.3
9. Tone burst response	✓	-	0.2	0.3
10. Peak C sound level	✓	-	0.2	0.35
11. Overload indication	✓	-	0.2	0.25
12. High level stability	✓	-	0.1	0.1

Note : Pass/Fail evaluation for each parameter,  
will be considered together from the acceptance limit and the Maximum-permitted uncertainty of measurement.

## Continuation of Calibration Certificate

Cert. No. : ACL23249

Job No. : VC66AC0085

Pages : 4 of 8

**Result of calibration :****1. Absolute sensitivity**

Reference Acoustic Signal ( dB )	Measured Value ( dB )	Deviation ( dB )	Acceptance Limit ( dB )
93.9 (93.98)	93.9	0.0	±0.3

**2. Self-generated noise**

## 2.1 Normal test

Measured Value ( dB )
23.3

2.2 The microphone of the sound level meter was replaced by electrical signal input device.

Frequency Weighting	Measured value ( dB )
A - weight	14.8
C - weight	19.7
Flat	25.7

**3. Acoustical signal tests of frequency weightings**

Meter free-field acoustic response at a level of 84 dB

Frequency ( Hz )	Deviation from various frequency weighting response curve (dB)			
	Flat	C-weight	A-weight	Acceptance Limits
125	0.7	0.8	0.8	± 1.5
1000	0.0	0.0	0.0	± 1.0
8000	0.2	0.3	0.3	±5.0



## Continuation of Calibration Certificate

Cert. No. : ACL23249

Job No. : VC66AC0085

Pages : 5 of 8

## 4. Electrical signal tests of frequency weightings

Weighting network response with relative to 1 kHz.

Frequency ( Hz )	Deviation from various frequency weighting response curve (dB)			
	Flat	C-weight	A-weight	Acceptance Limits
63	0.0	-0.1	-0.1	±2.0
125	0.0	0.0	0.0	±1.5
250	0.0	0.0	0.0	±1.5
500	0.0	0.0	0.0	±1.5
1000	0.0	0.0	0.0	±1.0
2000	0.0	0.0	0.0	±2.0
4000	0.0	0.0	0.0	±3.0
8000	0.0	0.1	0.1	±5.0

## 5. Frequency and time weightings at 1 kHz

## 5.1 Frequency weightings at 1 kHz

Frequency Weighting	Anticipated Value ( dB )	Measured Value ( dB )	Deviated Value ( dB )	Acceptance Limits ( dB )
A - weight	94.0	94.0	0.0	± 0.2
C - weight	94.0	94.0	0.0	± 0.2
Flat	94.0	94.0	0.0	± 0.2

## 5.2 Time weighting at 1 kHz

Frequency Weighting	Anticipated Value ( dB )	Measured Value ( dB )	Deviated Value ( dB )	Acceptance Limits ( dB )
Fast	94.0	94.0	0.0	± 0.1
Slow	94.0	94.0	0.0	± 0.1
Leq	94.0	94.0	0.0	± 0.1

## 6. Long - term stability

Frequency Weighting	SLM Display at initial ( dB )	SLM Display at final ( dB )	Deviated Value ( dB )	Acceptance Limits ( dB )
A - weight	94.0	94.0	0.0	± 0.3

## Continuation of Calibration Certificate

Cert. No. : ACL23249

Job No. : VC66AC0085

Pages : 6 of 8

## 7. Level linearity on the reference level range

Anticipated Value ( dB )	Measured Value ( dB )	Deviated Value ( dB )	Acceptance Limits ( dB )
137.0	137.0	0.0	± 1.1
136.0	136.0	0.0	± 1.1
135.0	135.0	0.0	± 1.1
134.0	134.0	0.0	± 1.1
133.0	133.0	0.0	± 1.1
132.0	132.0	0.0	± 1.1
131.0	131.0	0.0	± 1.1
129.0	129.0	0.0	± 1.1
124.0	124.0	0.0	± 1.1
119.0	119.0	0.0	± 1.1
114.0	114.0	0.0	± 1.1
109.0	109.0	0.0	± 1.1
104.0	104.0	0.0	± 1.1
99.0	99.0	0.0	± 1.1
94.0	94.0	0.0	± 1.1
89.0	89.0	0.0	± 1.1
84.0	84.0	0.0	± 1.1
79.0	79.0	0.0	± 1.1
74.0	74.0	0.0	± 1.1
69.0	69.0	0.0	± 1.1
64.0	64.0	0.0	± 1.1
59.0	59.0	0.0	± 1.1
54.0	53.9	-0.1	± 1.1
49.0	49.0	0.0	± 1.1
44.0	44.0	0.0	± 1.1
39.0	38.9	-0.1	± 1.1
34.0	34.0	0.0	± 1.1
30.0	29.9	-0.1	± 1.1
29.0	29.0	0.0	± 1.1
28.0	28.0	0.0	± 1.1
27.0	27.0	0.0	± 1.1
26.0	26.0	0.0	± 1.1
25.0	25.0	0.0	± 1.1



## Continuation of Calibration Certificate

Cert. No. : ACL23249

Job No. : VC66AC0085

Pages : 7 of 8

**8. Level linearity including the level range control**

Range	Anticipated Value ( dB )	Measured Value ( dB )	Deviated Value ( dB )	Acceptance Limits ( dB )
Auto	94.0	94.0	0.0	±1.1

**9. Tone burst response**

Time Weighting	Tone burst duration, Tb ( ms )	Cycle	Anticipated Value ( dB )	Measured Value ( dB )	Deviated Value ( dB )	Acceptance Limits ( dB )
Fast	0.25	1	108.0	107.9	-0.1	1.5 ; -5.0
	2	8	117.0	117.0	0.0	1.0 ; -2.5
	200	800	134.0	134.0	0.0	±1.0
Slow	2	8	108.0	108.0	0.0	1.5 ; -5.0
	200	800	127.6	127.6	0.0	±1.0
SEL	0.25	1	99.0	98.9	-0.1	1.5 ; -5.0
	2	8	108.0	108.0	0.0	1.0 ; -2.5
	200	800	128.0	128.1	0.1	±1.0

**10. Peak C sound level**

Number of cycle in test signal	Anticipated Value ( dB )	Measured Value, Lcpeak ( dB )	Deviated Value ( dB )	Acceptance Limits ( dB )
Continuous	133.0	133.0	0.0	±3.0
One	136.4	135.3	-1.1	±3.0

Number of cycle in test signal	Anticipated Value ( dB )	Measured Value ( dB )	Deviated Value ( dB )	Acceptance Limits ( dB )
Continuous	133.0	133.0	0.0	±2.0
Positive half cycle	135.4	135.2	-0.2	±2.0
Negative half cycle	135.4	135.2	-0.2	±2.0

## Continuation of Calibration Certificate

Cert. No. : ACL23249  
Job No. : VC66AC0085  
Pages : 8 of 8

## 11. Overload indication

Measured value ( dB )		Deviated Value ( dB )	Acceptance Limits ( dB )
Positive one-half cycle	Negative one-half cycle		
89.6	89.5	-0.1	±1.5

## 12. High level stability

Frequency Weighting	SLM Display at initial ( dB )	SLM Display at final ( dB )	Deviated Value ( dB )	Acceptance Limits ( dB )
A - weight	137.0	137.0	0.0	±0.3

The reported uncertainty is based on a standard uncertainty multiplied by coverage factor  $k = 2$  or any value following calculation, providing a level of confidence of approximately 95 %

End of Calibration Certificate



**SITHIPORN ASSOCIATES CO., LTD.**  
**CALIBRATION LABORATORY**

451-451/1 Sirinthorn Road, Bangbumru, Bangplud, Bangkok, 10700 Thailand  
Tel. +66 2433 8331 Email : calibration@sithiphorn.com

SITHIPORN  
associates



Cert. No. : ACL24027

Pages : 1 of 8

## Calibration Certificate

**Equipment :** SOUND LEVEL METER  
**Manufacturer :** RION  
**Model :** NL-42 / Microphone UC-52 / Preamplifier NH-24  
**Serial No.:** 00472126 / 158778 / 88180  
**ID No.:** RYG\_FS0301

**Condition As Found :** GOOD

**Customer :** ALS LABORATORY GROUP (THAILAND) CO., LTD.  
104 PHATTHANAKAN 40, PHATTHANAKAN ROAD,  
KHWAEANG PHATTHANAKAN, KHET SUAN LUANG,  
BANGKOK, 10250 THAILAND.

**Location :** -  
**Ambient Temperature :** ( 23.0  $\pm$  3 ) °C  
**Pressure :** ( 101.3  $\pm$  3 ) kPa  
**Relative Humidity :** ( 50.0  $\pm$  20 ) %

**Received Date :** 19 DECEMBER 2023  
**Calibration Date :** 12 JANUARY 2024  
**Date of Issue :** 16 JANUARY 2024



**Calibrated by :** Nathakorn Pisutpaisan

**Approved by :** T. Peter.  
( Thanakul Petchurai )

This certificate is issued in accordance with the requirements of ISO/IEC 17025 standard, may not be reproduced other than in full, except with the prior written approval of the head of Calibration Laboratory.

# SITHIPORN ASSOCIATES CO., LTD.

## CALIBRATION LABORATORY

451-451/1 Sirinthorn Road, Bangbumru, Bangplud, Bangkok, 10700 Thailand  
Tel. +66 2433 8331 Email : calibration@sithiporn.com

SITHIPORN  
associates



Cert. No. : ACL24027

Job No. : VC67AC0044

Pages : 2 of 8

Calibration Procedure : CP-AC-01

### Calibration Method :

This equipment was calibrated by follow on IEC-61672-3 (2013) Standard for sound level meter (SLM).  
The SLM had tests to Acoustical and Electrical signal tests of frequency weighting with Anechoic chamber and Reference Standard Instruments.  
For tests results of each items were made by observation of each Instruments display and also with SLM's display.

### Condition of this result of calibration :

#### 1. Reference Standard Instruments :

<u>Instrument</u>	<u>Model</u>	<u>Serial No.</u>	<u>Cert. No.</u>	<u>Due Date</u>
Waveform Generator	33210A	MY48017076	EF-0009-23	07-FEB-24
Waveform Generator	33511B	MY52302742	EF-0010-23	07-FEB-24
Digital Multimeter	33461A	MY53220104	EEL.BP 30/0266	13-FEB-24
Digital Multimeter	33461A	MY53220076	EEL.BP 29/0266	13-FEB-24
Digital Multimeter	34461A	MY60024273	EEL.BP 31/0266	14-FEB-24
Programmable Attenuator	MAT-1070	62100114	EF-0011-23	08-FEB-24
Condenser Microphone	4180	2977900	AA-1001-23	14-FEB-24
Measuring Amplifier	NA-42KAI	34560495	AA-3002-23	14-FEB-24

2. This result of calibration was found accurate as shown on date and place of calibration for this calibrated item only.

3. This certificate is traceable to the international system of unit maintained at :

3.1 National Institute of Metrology (Thailand).

3.2 Thailand Institute of Scientific and Technological Research (TISTR).

*G. Petch.*

# SITHIPORN ASSOCIATES CO., LTD. CALIBRATION LABORATORY

451-451/1 Sirinthorn Road, Bangbunru, Bangplud, Bangkok, 10700 Thailand  
Tel. +66 2433 8331 Email : calibration@sithiporn.com

SITHIPORN  
associates



Cert. No. : ACL24027  
Job No. : VC67AC0044  
Pages : 3 of 8

## Summary of Measurement Result :

Parameter	Uncertainty (dB)	Maximum-permitted uncertainty of measurement (dB)
1. Absolute sensitivity	0.2	N/A
2. Self-generated noise	0.2	N/A
3. Acoustical signal tests of frequency weightings		
125 Hz	0.3	0.6
1000 Hz	0.3	0.6
8000 Hz	0.3	0.7
4. Electrical signal tests of frequency weightings		
For 10 Hz to 4 kHz	0.3	0.6
For > 4 kHz to 10 kHz	0.3	0.7
For > 10 kHz to 20 kHz	-	1.0
5. Frequency and time weightings at 1 kHz	0.2	0.2
6. Long - term stability	0.1	0.1
7. Level linearity on the reference level range	0.2	0.3
8. Level linearity including the level range control	0.2	0.3
9. Tone burst response	0.2	0.3
10. Peak C sound level	0.2	0.35
11. Overload indication	0.2	0.25
12. High level stability	0.1	0.1

*T. Retun*



# SITHIPORN ASSOCIATES CO., LTD.

## CALIBRATION LABORATORY

451-451/1 Sirinthorn Road, Bangbumru, Bangplud, Bangkok, 10700 Thailand  
Tel. +66 2433 8331 Email : calibration@sithiporn.com

SITHIPORN  
associates



Cert. No. : ACL24027

Job No. : VC67AC0044

Pages : 4 of 8

### Result of calibration :

#### 1. Absolute sensitivity

Reference Acoustic Signal ( dB )	Measured Value ( dB )	Deviation ( dB )	Acceptance Limit ( dB )
93.9 (93.98)	93.9	0.0	±0.3

#### 2. Self-generated noise

##### 2.1 Normal test

Measured Value ( dB )
18.8

2.2 The microphone of the sound level meter was replaced by electrical signal input device.

Frequency Weighting	Measured value ( dB )
A - weight	12.0
C - weight	18.4
Flat	24.2

#### 3. Acoustical signal tests of frequency weightings

Meter free-field acoustic response at a level of 84 dB

Frequency ( Hz )	Deviation from various frequency weighting response curve (dB)			
	Flat	C-weight	A-weight	Acceptance Limits
125	0.7	0.8	0.9	± 1.5
1000	-0.2	-0.2	-0.2	± 1.0
8000	-2.5	-2.5	-2.5	±5.0

*G. Petch.*



# SITHIPORN ASSOCIATES CO., LTD.

## CALIBRATION LABORATORY

451-451/1 Sirinthorn Road, Bangbunru, Bangplud, Bangkok, 10700 Thailand  
Tel. +66 2433 8331 Email : calibration@sithiporn.com

SITHIPORN  
associates



Cert. No. : ACL24027

Job No. : VC67AC0044

Pages : 5 of 8

#### 4. Electrical signal tests of frequency weightings

Weighting network response with relative to 1 kHz.

Frequency ( Hz )	Deviation from various frequency weighting response curve (dB)			
	Flat	C-weight	A-weight	Acceptance Limits
63	-0.1	0.0	-0.1	±2.0
125	0.0	0.0	0.0	±1.5
250	0.0	0.0	0.0	±1.5
500	0.0	0.0	0.0	±1.5
1000	0.0	0.0	0.0	±1.0
2000	0.0	0.0	0.0	±2.0
4000	0.0	0.0	0.0	±3.0
8000	0.0	0.1	0.1	±5.0

#### 5. Frequency and time weightings at 1 kHz

##### 5.1 Frequency weightings at 1 kHz

Frequency Weighting	Anticipated Value ( dB )	Measured Value ( dB )	Deviated Value ( dB )	Acceptance Limits ( dB )
A - weight	94.0	94.0	0.0	± 0.2
C - weight	94.0	94.0	0.0	± 0.2
Flat	94.0	94.0	0.0	± 0.2

##### 5.2 Time weighting at 1 kHz

Frequency Weighting	Anticipated Value ( dB )	Measured Value ( dB )	Deviated Value ( dB )	Acceptance Limits ( dB )
Fast	94.0	94.0	0.0	± 0.1
Slow	94.0	94.0	0.0	± 0.1
Leq	94.0	94.0	0.0	± 0.1

#### 6. Long - term stability

Frequency Weighting	SLM Display at initial ( dB )	SLM Display at final ( dB )	Deviated Value ( dB )	Acceptance Limits ( dB )
A - weight	94.0	94.0	0.0	± 0.3

*G. Peter*

# SITHIPORN ASSOCIATES CO., LTD.

## CALIBRATION LABORATORY

451-451/1 Sirinthorn Road, Bangbumru, Bangplud, Bangkok, 10700 Thailand  
Tel. +66 2433 8331 Email : calibration@sithiporn.com

SITHIPORN  
associates



Cert. No. : ACL24027

Job No. : VC67AC0044

Pages : 6 of 8

### 7. Level linearity on the reference level range

Anticipated Value ( dB )	Measured Value ( dB )	Deviated Value ( dB )	Acceptance Limits ( dB )
137.0	137.0	0.0	$\pm 1.1$
136.0	136.0	0.0	$\pm 1.1$
135.0	135.0	0.0	$\pm 1.1$
134.0	134.0	0.0	$\pm 1.1$
133.0	133.0	0.0	$\pm 1.1$
132.0	132.0	0.0	$\pm 1.1$
131.0	131.0	0.0	$\pm 1.1$
129.0	129.0	0.0	$\pm 1.1$
124.0	124.0	0.0	$\pm 1.1$
119.0	119.0	0.0	$\pm 1.1$
114.0	114.0	0.0	$\pm 1.1$
109.0	109.0	0.0	$\pm 1.1$
104.0	104.0	0.0	$\pm 1.1$
99.0	99.0	0.0	$\pm 1.1$
94.0	94.0	0.0	$\pm 1.1$
89.0	89.1	0.1	$\pm 1.1$
84.0	84.1	0.1	$\pm 1.1$
79.0	79.1	0.1	$\pm 1.1$
74.0	74.1	0.1	$\pm 1.1$
69.0	69.1	0.1	$\pm 1.1$
64.0	64.0	0.0	$\pm 1.1$
59.0	59.1	0.1	$\pm 1.1$
54.0	54.0	0.0	$\pm 1.1$
49.0	49.0	0.0	$\pm 1.1$
44.0	44.0	0.0	$\pm 1.1$
39.0	39.0	0.0	$\pm 1.1$
34.0	34.0	0.0	$\pm 1.1$
30.0	30.0	0.0	$\pm 1.1$
29.0	29.1	0.1	$\pm 1.1$
28.0	28.1	0.1	$\pm 1.1$
27.0	27.1	0.1	$\pm 1.1$
26.0	26.1	0.1	$\pm 1.1$
25.0	25.1	0.1	$\pm 1.1$

*G. Retan*



# SITHIPORN ASSOCIATES CO., LTD.

## CALIBRATION LABORATORY

451-451/1 Sirinthorn Road, Bangbunru, Bangplud, Bangkok, 10700 Thailand  
Tel. +66 2433 8331 Email : calibration@sithiporn.com

SITHIPORN  
associates



Cert. No. : ACL24027  
Job No. : VC67AC0044  
Pages : 7 of 8

### 8. Level linearity including the level range control

Range	Anticipated Value ( dB )	Measured Value ( dB )	Deviated Value ( dB )	Acceptance Limits ( dB )
Auto	94.0	94.0	0.0	±1.1

### 9. Tone burst response

Time Weighting	Tone burst duration, Tb ( ms )	Cycle	Anticipated Value ( dB )	Measured Value ( dB )	Deviated Value ( dB )	Acceptance Limits ( dB )
Fast	0.25	1	108.0	107.9	-0.1	1.5 ; -5.0
	2	8	117.0	117.0	0.0	1.0 ; -2.5
	200	800	134.0	134.0	0.0	±1.0
Slow	2	8	108.0	108.0	0.0	1.5 ; -5.0
	200	800	127.6	127.6	0.0	±1.0
SEL	0.25	1	99.0	98.9	-0.1	1.5 ; -5.0
	2	8	108.0	108.0	0.0	1.0 ; -2.5
	200	800	128.0	128.0	0.0	±1.0

### 10. Peak C sound level

Number of cycle in test signal	Anticipated Value ( dB )	Measured Value, Lcpeak ( dB )	Deviated Value ( dB )	Acceptance Limits ( dB )
Continuous	133.0	133.0	0.0	±3.0
One	136.4	135.3	-1.1	±3.0

Number of cycle in test signal	Anticipated Value ( dB )	Measured Value ( dB )	Deviated Value ( dB )	Acceptance Limits ( dB )
Continuous	133.0	133.0	0.0	±2.0
Positive half cycle	135.4	135.2	-0.2	±2.0
Negative half cycle	135.4	135.2	-0.2	±2.0

*T. Retan.*

# SITHIPORN ASSOCIATES CO., LTD. CALIBRATION LABORATORY

451-451/1 Sirinthorn Road, Bangbumru, Bangplud, Bangkok, 10700 Thailand  
Tel. +66 2433 8331 Email : calibration@sithiporn.com

SITHIPORN  
associates



Cert. No. : ACL24027  
Job No. : VC67AC0044  
Pages : 8 of 8

## 11. Overload indication

Measured value ( dB )		Deviated Value ( dB )	Acceptance Limits ( dB )
Positive one-half cycle	Negative one-half cycle		
89.7	89.6	-0.1	±1.5

## 12. High level stability

Frequency Weighting	SLM Display at initial ( dB )	SLM Display at final ( dB )	Deviated Value ( dB )	Acceptance Limits ( dB )
A - weight	137.0	137.0	0.0	±0.3

The reported uncertainty is based on a standard uncertainty multiplied by coverage factor  $k = 2$   
or any value following calculation, providing a level of confidence of approximately 95 %

\_\_\_\_\_  
End of Calibration Certificate

*Signature*

**Cert. No. : ACL24082**

**Pages : 1 of 8**

## Calibration Certificate

**Equipment :** SOUND LEVEL METER  
**Manufacturer :** RION  
**Model :** NL-52A / Microphone UC-59 / Preamplifier NH-25  
**Serial No.:** 01120937 / 21845 / 22326  
**ID No.:** RYG\_FS0628

**Condition As Found :** GOOD

**Customer :** ALS LABORATORY GROUP (THAILAND) CO., LTD.  
104 PHATTHANAKAN 40, PHATTHANAKAN ROAD,  
KHWAEANG PHATTHANAKAN, KHET SUAN LUANG,  
BANGKOK, 10250 THAILAND.

**Location :** -  
**Ambient Temperature :** ( 23.0  $\pm$  3 ) °C  
**Pressure :** ( 101.3  $\pm$  3 ) kPa  
**Relative Humidity :** ( 50.0  $\pm$  20 ) %

**Received Date :** 11 JANUARY 2024  
**Calibration Date :** 22- 24 JANUARY 2024  
**Date of Issue :** 24 JANUARY 2024



**Calibrated by :** Nathakorn Pisutpaisan

**Approved by :** *[Signature]*  
( Thanakul Petchurai )

This certificate is issued in accordance with the requirements of ISO/IEC 17025 standard, may not be reproduced other than in full, except with the prior written approval of the head of Calibration Laboratory.



# SITHIPORN ASSOCIATES CO., LTD.

## CALIBRATION LABORATORY

451-451/1 Sirinthorn Road, Bangbumru, Bangplud, Bangkok, 10700 Thailand  
Tel. +66 2433 8331 Email : calibration@sithiporn.com

SITHIPORN  
associates



Cert. No. : ACL24082  
Job No. : VC67AC0054  
Pages : 2 of 8

**Calibration Procedure :** CP-AC-01

### Calibration Method :

This equipment was calibrated by follow on IEC-61672-3 (2013) Standard for sound level meter (SLM).

The SLM had tests to Acoustical and Electrical signal tests of frequency weighting with Anechoic chamber and Reference Standard Instruments.

For tests results of each items were made by observation of each Instruments display and also with SLM's display.

### Condition of this result of calibration :

#### 1. Reference Standard Instruments :

<u>Instrument</u>	<u>Model</u>	<u>Serial No.</u>	<u>Cert. No.</u>	<u>Due Date</u>
Waveform Generator	33210A	MY48017076	EF-0009-23	07-FEB-24
Waveform Generator	33511B	MY52302742	EF-0010-23	07-FEB-24
Digital Multimeter	33461A	MY53220104	EEL.BP 30/0266	13-FEB-24
Digital Multimeter	33461A	MY53220076	EEL.BP 29/0266	13-FEB-24
Digital Multimeter	34461A	MY60024273	EEL.BP 31/0266	14-FEB-24
Programmable Attenuator	MAT-1070	62100114	EF-0011-23	08-FEB-24
Condenser Microphone	4180	2977900	AA-1001-23	14-FEB-24
Measuring Amplifier	NA-42KAI	34560495	AA-3002-23	14-FEB-24

2. This result of calibration was found accurate as shown on date and place of calibration for this calibrated item only.

3. This certificate is traceable to the international system of unit maintained at :

3.1 National Institute of Metrology (Thailand).

3.2 Thailand Institute of Scientific and Technological Research (TISTR).

# SITHIPORN ASSOCIATES CO., LTD.

## CALIBRATION LABORATORY

451-451/1 Sirinthorn Road, Bangbumru, Bangplud, Bangkok, 10700 Thailand  
Tel. +66 2433 8331 Email : calibration@sithiporn.com

SITHIPORN  
associates



Cert. No. : ACL24082  
Job No. : VC67AC0054  
Pages : 3 of 8

### Summary of Measurement Result :

Parameter	Uncertainty (dB)	Maximum-permitted uncertainty of measurement (dB)
1. Absolute sensitivity	0.2	N/A
2. Self-generated noise	0.2	N/A
3. Acoustical signal tests of frequency weightings		
125 Hz	0.3	0.6
1000 Hz	0.3	0.6
8000 Hz	0.3	0.7
4. Electrical signal tests of frequency weightings		
For 10 Hz to 4 kHz	0.3	0.6
For > 4 kHz to 10 kHz	0.3	0.7
For > 10 kHz to 20 kHz	0.3	1.0
5. Frequency and time weightings at 1 kHz	0.2	0.2
6. Long - term stability	0.1	0.1
7. Level linearity on the reference level range	0.2	0.3
8. Level linearity including the level range control	0.2	0.3
9. Tone burst response	0.2	0.3
10. Peak C sound level	0.2	0.35
11. Overload indication	0.2	0.25
12. High level stability	0.1	0.1

*T. Peter*

# SITHIPORN ASSOCIATES CO., LTD.

## CALIBRATION LABORATORY

451-451/1 Sirinthorn Road, Bangbumru, Bangplud, Bangkok, 10700 Thailand  
Tel. +66 2433 8331 Email : calibration@sithiporn.com

SITHIPORN  
associates



Cert. No. : ACL24082

Job No. : VC67AC0054

Pages : 4 of 8

### Result of calibration :

#### 1. Absolute sensitivity

Reference Acoustic Signal ( dB )	Measured Value ( dB )	Deviation ( dB )	Acceptance Limit ( dB )
93.9 (93.98)	94.0	0.0	±0.3

#### 2. Self-generated noise

##### 2.1 Normal test

Measured Value ( dB )
14.2

2.2 The microphone of the sound level meter was replaced by electrical signal input device.

Frequency Weighting	Measured value ( dB )
A - weight	9.9
C - weight	14.3
Flat	19.9

#### 3. Acoustical signal tests of frequency weightings

Meter free-field acoustic response at a level of 84 dB

Frequency ( Hz )	Deviation from various frequency weighting response curve (dB)			
	Flat	C-weight	A-weight	Acceptance Limits
125	0.2	0.2	0.2	± 1.0
1000	0.2	0.2	0.2	± 0.7
8000	0.4	0.5	0.5	+ 1.5, - 2.5

*T. Retana*



# SITHIPORN ASSOCIATES CO., LTD.

## CALIBRATION LABORATORY

451-451/1 Sirinthorn Road, Bangbunru, Bangplud, Bangkok, 10700 Thailand  
Tel. +66 2433 8331 Email : calibration@sithiporn.com

SITHIPORN  
associates



Cert. No. : ACL24082

Job No. : VC67AC0054

Pages : 5 of 8

#### 4. Electrical signal tests of frequency weightings

Weighting network response with relative to 1 kHz.

Frequency ( Hz )	Deviation from various frequency weighting response curve (dB)			
	Flat	C-weight	A-weight	Acceptance Limits
63	0.0	0.0	0.0	±1.0
125	0.0	0.1	0.1	±1.0
250	0.0	0.0	0.0	±1.0
500	0.0	0.1	0.0	±1.0
1000	0.0	0.0	0.0	±1.0
2000	0.0	0.1	0.0	±1.0
4000	0.0	0.0	0.0	±1.0
8000	0.0	0.1	0.1	+ 1.5, - 2.5
16000	0.0	-1.2	-1.1	+ 2.5, -16.0

#### 5. Frequency and time weightings at 1 kHz

##### 5.1 Frequency weightings at 1 kHz

Frequency Weighting	Anticipated Value ( dB )	Measured Value ( dB )	Deviated Value ( dB )	Acceptance Limits ( dB )
A - weight	94.0	94.0	0.0	± 0.2
C - weight	94.0	94.0	0.0	± 0.2
Flat	94.0	94.0	0.0	± 0.2

##### 5.2 Time weighting at 1 kHz

Frequency Weighting	Anticipated Value ( dB )	Measured Value ( dB )	Deviated Value ( dB )	Acceptance Limits ( dB )
Fast	94.0	94.0	0.0	± 0.1
Slow	94.0	94.0	0.0	± 0.1
Leq	94.0	94.0	0.0	± 0.1

#### 6. Long - term stability

Frequency Weighting	SLM Display at initial ( dB )	SLM Display at final ( dB )	Deviated Value ( dB )	Acceptance Limits ( dB )
A - weight	94.0	94.0	0.0	± 0.1

*T. Ratan*

# SITHIPORN ASSOCIATES CO., LTD.

## CALIBRATION LABORATORY

451-451/1 Sirinthorn Road, Bangbumru, Bangplud, Bangkok, 10700 Thailand  
Tel. +66 2433 8331 Email : calibration@sithiporn.com

SITHIPORN  
associates



Cert. No. : ACL24082

Job No. : VC67AC0054

Pages : 6 of 8

### 7. Level linearity on the reference level range

Anticipated Value ( dB )	Measured Value ( dB )	Deviated Value ( dB )	Acceptance Limits ( dB )
137.0	137.1	0.1	±0.8
136.0	136.0	0.0	±0.8
135.0	135.1	0.1	±0.8
134.0	134.0	0.0	±0.8
133.0	133.0	0.0	±0.8
132.0	132.0	0.0	±0.8
131.0	131.0	0.0	±0.8
129.0	129.0	0.0	±0.8
124.0	124.0	0.0	±0.8
119.0	119.0	0.0	±0.8
114.0	114.0	0.0	±0.8
109.0	109.0	0.0	±0.8
104.0	104.0	0.0	±0.8
99.0	99.0	0.0	±0.8
94.0	94.0	0.0	±0.8
89.0	89.0	0.0	±0.8
84.0	84.0	0.0	±0.8
79.0	79.0	0.0	±0.8
74.0	74.0	0.0	±0.8
69.0	69.0	0.0	±0.8
64.0	64.0	0.0	±0.8
59.0	59.0	0.0	±0.8
54.0	54.0	0.0	±0.8
49.0	49.0	0.0	±0.8
44.0	44.0	0.0	±0.8
39.0	39.0	0.0	±0.8
34.0	34.0	0.0	±0.8
30.0	30.0	0.0	±0.8
29.0	28.9	-0.1	±0.8
28.0	28.0	0.0	±0.8
27.0	26.9	-0.1	±0.8
26.0	25.9	-0.1	±0.8
25.0	24.9	-0.1	±0.8

*G. Ratan.*



# SITHIPORN ASSOCIATES CO., LTD.

## CALIBRATION LABORATORY

451-451/1 Sirinthorn Road, Bangbumru, Bangplud, Bangkok, 10700 Thailand  
Tel. +66 2433 8331 Email : calibration@sithiporn.com

SITHIPORN  
associates



Cert. No. : ACL24082  
Job No. : VC67AC0054  
Pages : 7 of 8

### 8. Level linearity including the level range control

Range	Anticipated Value ( dB )	Measured Value ( dB )	Deviated Value ( dB )	Acceptance Limits ( dB )
Auto	94.0	94.0	0.0	±0.8

### 9. Tone burst response

Time Weighting	Tone burst duration, Tb ( ms )	Cycle	Anticipated Value ( dB )	Measured Value ( dB )	Deviated Value ( dB )	Acceptance Limits ( dB )
Fast	0.25	1	108.0	108.0	0.0	1.0 ; -3.0
	2	8	117.0	117.0	0.0	1.0 ; -1.5
	200	800	134.0	134.1	0.1	±0.5
Slow	2	8	108.0	108.0	0.0	1.0 ; -3.0
	200	800	127.6	127.6	0.0	±0.5
SEL	0.25	1	99.0	98.9	-0.1	1.0 ; -3.0
	2	8	108.0	108.0	0.0	1.0 ; -1.5
	200	800	128.0	128.1	0.1	±0.5

### 10. Peak C sound level

Number of cycle in test signal	Anticipated Value ( dB )	Measured Value, Lcpeak ( dB )	Deviated Value ( dB )	Acceptance Limits ( dB )
Continuous	133.0	133.0	0.0	±2.0
One	136.4	136.4	0.0	±2.0

Number of cycle in test signal	Anticipated Value ( dB )	Measured Value ( dB )	Deviated Value ( dB )	Acceptance Limits ( dB )
Continuous	133.0	133.0	0.0	±1.0
Positive half cycle	135.4	135.1	-0.3	±1.0
Negative half cycle	135.4	135.1	-0.3	±1.0

*T. Petch.*

# SITHIPORN ASSOCIATES CO., LTD.

## CALIBRATION LABORATORY

451-451/1 Sirinthorn Road, Bangbumru, Bangplud, Bangkok, 10700 Thailand  
Tel. +66 2433 8331 Email : calibration@sithiporn.com

SITHIPORN  
associates



Cert. No. : ACL24082

Job No. : VC67AC0054

Pages : 8 of 8

### 11. Overload indication

Measured value ( dB )		Deviated Value ( dB )	Acceptance Limits ( dB )
Positive one-half cycle	Negative one-half cycle		
89.5	89.6	0.1	±1.5

### 12. High level stability

Frequency Weighting	SLM Display at initial ( dB )	SLM Display at final ( dB )	Deviated Value ( dB )	Acceptance Limits ( dB )
A - weight	137.0	137.0	0.0	±0.1

The reported uncertainty is based on a standard uncertainty multiplied by coverage factor  $k = 2$   
or any value following calculation, providing a level of confidence of approximately 95 %

————— **End of Calibration Certificate** —————

*T. Petcha*



Cert. No. : ACL24035

Pages : 1 of 8

## Calibration Certificate

**Equipment :** SOUND LEVEL METER  
**Manufacturer :** RION  
**Model :** NL-42A / Microphone UC-52 / Preamplifier NH-24  
**Serial No.:** 00623394 / 198641 / 26422  
**ID No.:** RYG\_FS0619

**Condition As Found :** GOOD

**Customer :** ALS LABORATORY GROUP (THAILAND) CO., LTD.  
104 PHATTHANAKAN 40, PHATTHANAKAN ROAD,  
KHWAEANG PHATTHANAKAN, KHET SUAN LUANG,  
BANGKOK, 10250 THAILAND.

**Location :** -  
**Ambient Temperature :** ( 23.0  $\pm$  3 ) °C  
**Pressure :** ( 101.3  $\pm$  3 ) kPa  
**Relative Humidity :** ( 50.0  $\pm$  20 ) %

**Received Date :** 05 JANUARY 2024  
**Calibration Date :** 12-15 JANUARY 2024  
**Date of Issue :** 16 JANUARY 2024

REVIEW BY	Nathakorn P.
APPROVED BY	[Signature]
NEXT CAL. DATE	11/1/25

**Calibrated by :** Nathakorn Pisutpaisan

**Approved by :** [Signature]  
( Thanakul Petchurai )

This certificate is issued in accordance with the requirements of ISO/IEC 17025 standard, may not be reproduced other than in full, except with the prior written approval of the head of Calibration Laboratory.

# SITHIPORN ASSOCIATES CO., LTD.

## CALIBRATION LABORATORY

451-451/1 Sirinthorn Road, Bangbumru, Bangplud, Bangkok, 10700 Thailand  
Tel. +66 2433 8331 Email : calibration@sithiporn.com

SITHIPORN  
associates



Cert. No. : ACL24035  
Job No. : VC67AC0052  
Pages : 2 of 8

**Calibration Procedure :** CP-AC-01

### Calibration Method :

This equipment was calibrated by follow on IEC-61672-3 (2013) Standard for sound level meter (SLM).

The SLM had tests to Acoustical and Electrical signal tests of frequency weighting with Anechoic chamber and Reference Standard Instruments.

For tests results of each items were made by observation of each Instruments display and also with SLM's display.

### Condition of this result of calibration :

#### 1. Reference Standard Instruments :

<u>Instrument</u>	<u>Model</u>	<u>Serial No.</u>	<u>Cert. No.</u>	<u>Due Date</u>
Waveform Generator	33210A	MY48017076	EF-0009-23	07-FEB-24
Waveform Generator	33511B	MY52302742	EF-0010-23	07-FEB-24
Digital Multimeter	33461A	MY53220104	EEL.BP 30/0266	13-FEB-24
Digital Multimeter	33461A	MY53220076	EEL.BP 29/0266	13-FEB-24
Digital Multimeter	34461A	MY60024273	EEL.BP 31/0266	14-FEB-24
Programmable Attenuator	MAT-1070	62100114	EF-0011-23	08-FEB-24
Condenser Microphone	4180	2977900	AA-1001-23	14-FEB-24
Measuring Amplifier	NA-42KAI	34560495	AA-3002-23	14-FEB-24

2. This result of calibration was found accurate as shown on date and place of calibration for this calibrated item only.

3. This certificate is traceable to the international system of unit maintained at :

3.1 National Institute of Metrology (Thailand).

3.2 Thailand Institute of Scientific and Technological Research (TISTR).

*Signature*

# SITHIPORN ASSOCIATES CO., LTD.

## CALIBRATION LABORATORY

451-451/1 Sirinthorn Road, Bangbumru, Bangplud, Bangkok, 10700 Thailand  
Tel. +66 2433 8331 Email : calibration@sithiporn.com

SITHIPORN  
associates



Cert. No. : ACL24035

Job No. : VC67AC0052

Pages : 3 of 8

### Summary of Measurement Result :

Parameter	Uncertainty (dB)	Maximum-permitted uncertainty of measurement (dB)
1. Absolute sensitivity	0.2	N/A
2. Self-generated noise	0.2	N/A
3. Acoustical signal tests of frequency weightings		
125 Hz	0.3	0.6
1000 Hz	0.3	0.6
8000 Hz	0.3	0.7
4. Electrical signal tests of frequency weightings		
For 10 Hz to 4 kHz	0.3	0.6
For > 4 kHz to 10 kHz	0.3	0.7
For > 10 kHz to 20 kHz	-	1.0
5. Frequency and time weightings at 1 kHz	0.2	0.2
6. Long - term stability	0.1	0.1
7. Level linearity on the reference level range	0.2	0.3
8. Level linearity including the level range control	0.2	0.3
9. Tone burst response	0.2	0.3
10. Peak C sound level	0.2	0.35
11. Overload indication	0.2	0.25
12. High level stability	0.1	0.1

*T. Petch.*



# SITHIPORN ASSOCIATES CO., LTD.

## CALIBRATION LABORATORY

451-451/1 Sirinthorn Road, Bangbumru, Bangplud, Bangkok, 10700 Thailand  
Tel. +66 2433 8331 Email : calibration@sithiporn.com

SITHIPORN  
associates



Cert. No. : ACL24035

Job No. : VC67AC0052

Pages : 4 of 8

### Result of calibration :

#### 1. Absolute sensitivity

Reference Acoustic Signal ( dB )	Measured Value ( dB )	Deviation ( dB )	Acceptance Limit ( dB )
93.9 (93.98)	93.9	0.0	±0.3

#### 2. Self-generated noise

##### 2.1 Normal test

Measured Value ( dB )
14.6

2.2 The microphone of the sound level meter was replaced by electrical signal input device.

Frequency Weighting	Measured value ( dB )
A - weight	10.8
C - weight	17.1
Flat	22.9

#### 3. Acoustical signal tests of frequency weightings

Meter free-field acoustic response at a level of 84 dB

Frequency ( Hz )	Deviation from various frequency weighting response curve (dB)			
	Flat	C-weight	A-weight	Acceptance Limits
125	0.1	0.1	0.1	± 1.5
1000	0.0	0.0	0.0	± 1.0
8000	0.1	0.1	0.2	±5.0

*G. Petcha*

# SITHIPORN ASSOCIATES CO., LTD.

## CALIBRATION LABORATORY

451-451/1 Sirinthorn Road, Bangbunru, Bangplud, Bangkok, 10700 Thailand  
Tel. +66 2433 8331 Email : calibration@sithiporn.com

SITHIPORN  
associates



Cert. No. : ACL24035

Job No. : VC67AC0052

Pages : 5 of 8

#### 4. Electrical signal tests of frequency weightings

Weighting network response with relative to 1 kHz.

Frequency ( Hz )	Deviation from various frequency weighting response curve (dB)			
	Flat	C-weight	A-weight	Acceptance Limits
63	0.0	-0.1	0.0	±2.0
125	0.0	0.0	0.0	±1.5
250	0.0	0.0	0.0	±1.5
500	0.0	0.1	0.0	±1.5
1000	0.0	0.0	0.0	±1.0
2000	0.0	0.1	0.0	±2.0
4000	0.0	0.0	0.0	±3.0
8000	0.0	0.1	0.1	±5.0

#### 5. Frequency and time weightings at 1 kHz

##### 5.1 Frequency weightings at 1 kHz

Frequency Weighting	Anticipated Value ( dB )	Measured Value ( dB )	Deviated Value ( dB )	Acceptance Limits ( dB )
A - weight	94.0	94.0	0.0	± 0.2
C - weight	94.0	94.0	0.0	± 0.2
Flat	94.0	94.0	0.0	± 0.2

##### 5.2 Time weighting at 1 kHz

Frequency Weighting	Anticipated Value ( dB )	Measured Value ( dB )	Deviated Value ( dB )	Acceptance Limits ( dB )
Fast	94.0	94.0	0.0	± 0.1
Slow	94.0	94.0	0.0	± 0.1
Leq	94.0	94.0	0.0	± 0.1

#### 6. Long - term stability

Frequency Weighting	SLM Display at initial ( dB )	SLM Display at final ( dB )	Deviated Value ( dB )	Acceptance Limits ( dB )
A - weight	94.0	94.0	0.0	± 0.3

*G. Petch*

# SITHIPORN ASSOCIATES CO., LTD.

## CALIBRATION LABORATORY

451-451/1 Sirinthorn Road, Bangbumru, Bangplud, Bangkok, 10700 Thailand  
Tel. +66 2433 8331 Email : calibration@sithiporn.com

SITHIPORN  
associates



Cert. No. : ACL24035

Job No. : VC67AC0052

Pages : 6 of 8

### 7. Level linearity on the reference level range

Anticipated Value ( dB )	Measured Value ( dB )	Deviated Value ( dB )	Acceptance Limits ( dB )
137.0	137.0	0.0	$\pm 1.1$
136.0	136.0	0.0	$\pm 1.1$
135.0	135.0	0.0	$\pm 1.1$
134.0	134.0	0.0	$\pm 1.1$
133.0	133.0	0.0	$\pm 1.1$
132.0	132.0	0.0	$\pm 1.1$
131.0	131.0	0.0	$\pm 1.1$
129.0	129.0	0.0	$\pm 1.1$
124.0	124.0	0.0	$\pm 1.1$
119.0	119.0	0.0	$\pm 1.1$
114.0	114.0	0.0	$\pm 1.1$
109.0	109.0	0.0	$\pm 1.1$
104.0	104.0	0.0	$\pm 1.1$
99.0	99.0	0.0	$\pm 1.1$
94.0	94.0	0.0	$\pm 1.1$
89.0	89.0	0.0	$\pm 1.1$
84.0	84.0	0.0	$\pm 1.1$
79.0	79.0	0.0	$\pm 1.1$
74.0	74.0	0.0	$\pm 1.1$
69.0	69.0	0.0	$\pm 1.1$
64.0	64.0	0.0	$\pm 1.1$
59.0	59.0	0.0	$\pm 1.1$
54.0	54.0	0.0	$\pm 1.1$
49.0	49.0	0.0	$\pm 1.1$
44.0	44.0	0.0	$\pm 1.1$
39.0	39.0	0.0	$\pm 1.1$
34.0	34.0	0.0	$\pm 1.1$
30.0	29.9	-0.1	$\pm 1.1$
29.0	28.9	-0.1	$\pm 1.1$
28.0	27.9	-0.1	$\pm 1.1$
27.0	26.9	-0.1	$\pm 1.1$
26.0	25.9	-0.1	$\pm 1.1$
25.0	24.8	-0.2	$\pm 1.1$

*T. Petcha*



# SITHIPORN ASSOCIATES CO., LTD.

## CALIBRATION LABORATORY

451-451/1 Sirinthorn Road, Bangbumru, Bangplud, Bangkok, 10700 Thailand  
Tel. +66 2433 8331 Email : calibration@sithiphorn.com

SITHIPORN  
associates



Cert. No. : ACL24035  
Job No. : VC67AC0052  
Pages : 7 of 8

### 8. Level linearity including the level range control

Range	Anticipated Value ( dB )	Measured Value ( dB )	Deviated Value ( dB )	Acceptance Limits ( dB )
Auto	94.0	94.0	0.0	±1.1

### 9. Tone burst response

Time Weighting	Tone burst duration, Tb ( ms )	Cycle	Anticipated Value ( dB )	Measured Value ( dB )	Deviated Value ( dB )	Acceptance Limits ( dB )
Fast	0.25	1	108.0	107.9	-0.1	1.5 ; -5.0
	2	8	117.0	117.0	0.0	1.0 ; -2.5
	200	800	134.0	134.1	0.1	±1.0
Slow	2	8	108.0	108.0	0.0	1.5 ; -5.0
	200	800	127.6	127.6	0.0	±1.0
SEL	0.25	1	99.0	98.9	-0.1	1.5 ; -5.0
	2	8	108.0	108.0	0.0	1.0 ; -2.5
	200	800	128.0	128.1	0.1	±1.0

### 10. Peak C sound level

Number of cycle in test signal	Anticipated Value ( dB )	Measured Value, Lcpeak ( dB )	Deviated Value ( dB )	Acceptance Limits ( dB )
Continuous	133.0	133.0	0.0	±3.0
One	136.4	135.6	-0.8	±3.0

Number of cycle in test signal	Anticipated Value ( dB )	Measured Value ( dB )	Deviated Value ( dB )	Acceptance Limits ( dB )
Continuous	133.0	133.0	0.0	±2.0
Positive half cycle	135.4	135.2	-0.2	±2.0
Negative half cycle	135.4	135.2	-0.2	±2.0

*G. Peter*

# SITHIPORN ASSOCIATES CO., LTD.

## CALIBRATION LABORATORY

451-451/1 Sirinthorn Road, Bangbumru, Bangplud, Bangkok, 10700 Thailand  
Tel. +66 2433 8331 Email : calibration@sithiporn.com



**Cert. No. : ACL24035**  
**Job No. : VC67AC0052**  
**Pages : 8 of 8**

### 11. Overload indication

Measured value ( dB )		Deviated Value ( dB )	Acceptance Limits ( dB )
Positive one-half cycle	Negative one-half cycle		
89.7	89.5	-0.2	±1.5

### 12. High level stability

Frequency Weighting	SLM Display at initial ( dB )	SLM Display at final ( dB )	Deviated Value ( dB )	Acceptance Limits ( dB )
A - weight	137.0	137.0	0.0	±0.3

The reported uncertainty is based on a standard uncertainty multiplied by coverage factor  $k = 2$   
or any value following calculation, providing a level of confidence of approximately 95 %

————— **End of Calibration Certificate** —————

A handwritten signature in blue ink, appearing to read 'T. Peter', is located at the bottom right of the page.

**Cert. No. : ACL24036**

**Pages : 1 of 8**

## Calibration Certificate

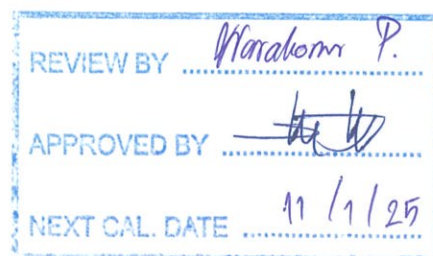
**Equipment :** SOUND LEVEL METER  
**Manufacturer :** RION  
**Model :** NL-42A / Microphone UC-52 / Preamplifier NH-24  
**Serial No.:** 00623395 / 198642 / 26423  
**ID No.:** RYG\_FS0620

**Condition As Found :** GOOD

**Customer :** ALS LABORATORY GROUP (THAILAND) CO., LTD.  
104 PHATTHANAKAN 40, PHATTHANAKAN ROAD,  
KHWAEANG PHATTHANAKAN, KHET SUAN LUANG,  
BANGKOK, 10250 THAILAND.

**Location :** -  
**Ambient Temperature :** ( 23.0  $\pm$  3 ) °C  
**Pressure :** ( 101.3  $\pm$  3 ) kPa  
**Relative Humidity :** ( 50.0  $\pm$  20 ) %

**Received Date :** 05 JANUARY 2024  
**Calibration Date :** 12-15 JANUARY 2024  
**Date of Issue :** 16 JANUARY 2024



**Calibrated by :** Nathakorn Pisutpaisan

**Approved by :**   
( Thanakul Petchurai )

This certificate is issued in accordance with the requirements of ISO/IEC 17025 standard, may not be reproduced other than in full, except with the prior written approval of the head of Calibration Laboratory.



# SITHIPORN ASSOCIATES CO., LTD.

## CALIBRATION LABORATORY

451-451/1 Sirinthorn Road, Bangbumru, Bangplud, Bangkok, 10700 Thailand  
Tel. +66 2433 8331 Email : calibration@sithiphorn.com

SITHIPORN  
associates



Cert. No. : ACL24036  
Job No. : VC67AC0052  
Pages : 2 of 8

**Calibration Procedure :** CP-AC-01

### Calibration Method :

This equipment was calibrated by follow on IEC-61672-3 (2013) Standard for sound level meter (SLM).

The SLM had tests to Acoustical and Electrical signal tests of frequency weighting with Anechoic chamber and Reference Standard Instruments.

For tests results of each items were made by observation of each Instruments display and also with SLM's display.

### Condition of this result of calibration :

#### 1. Reference Standard Instruments :

<u>Instrument</u>	<u>Model</u>	<u>Serial No.</u>	<u>Cert. No.</u>	<u>Due Date</u>
Waveform Generator	33210A	MY48017076	EF-0009-23	07-FEB-24
Waveform Generator	33511B	MY52302742	EF-0010-23	07-FEB-24
Digital Multimeter	33461A	MY53220104	EEL.BP 30/0266	13-FEB-24
Digital Multimeter	33461A	MY53220076	EEL.BP 29/0266	13-FEB-24
Digital Multimeter	34461A	MY60024273	EEL.BP 31/0266	14-FEB-24
Programmable Attenuator	MAT-1070	62100114	EF-0011-23	08-FEB-24
Condenser Microphone	4180	2977900	AA-1001-23	14-FEB-24
Measuring Amplifier	NA-42KAI	34560495	AA-3002-23	14-FEB-24

2. This result of calibration was found accurate as shown on date and place of calibration for this calibrated item only.

3. This certificate is traceable to the international system of unit maintained at :

3.1 National Institute of Metrology (Thailand).

3.2 Thailand Institute of Scientific and Technological Research (TISTR).

*G. Petcha*

# SITHIPORN ASSOCIATES CO., LTD.

## CALIBRATION LABORATORY

451-451/1 Sirinthorn Road, Bangbumru, Bangplud, Bangkok, 10700 Thailand  
Tel. +66 2433 8331 Email : calibration@sithiporn.com

SITHIPORN  
associates



Cert. No. : ACL24036

Job No. : VC67AC0052

Pages : 3 of 8

### Summary of Measurement Result :

Parameter	Uncertainty (dB)	Maximum-permitted uncertainty of measurement (dB)
1. Absolute sensitivity	0.2	N/A
2. Self-generated noise	0.2	N/A
3. Acoustical signal tests of frequency weightings		
125 Hz	0.3	0.6
1000 Hz	0.3	0.6
8000 Hz	0.3	0.7
4. Electrical signal tests of frequency weightings		
For 10 Hz to 4 kHz	0.3	0.6
For > 4 kHz to 10 kHz	0.3	0.7
For > 10 kHz to 20 kHz	-	1.0
5. Frequency and time weightings at 1 kHz	0.2	0.2
6. Long - term stability	0.1	0.1
7. Level linearity on the reference level range	0.2	0.3
8. Level linearity including the level range control	0.2	0.3
9. Tone burst response	0.2	0.3
10. Peak C sound level	0.2	0.35
11. Overload indication	0.2	0.25
12. High level stability	0.1	0.1

*G. Ratanak*

# SITHIPORN ASSOCIATES CO., LTD. CALIBRATION LABORATORY

451-451/1 Sirinthorn Road, Bangbumru, Bangplud, Bangkok, 10700 Thailand  
Tel. +66 2433 8331 Email : calibration@sithiporn.com

SITHIPORN  
associates



Cert. No. : ACL24036

Job No. : VC67AC0052

Pages : 4 of 8

## Result of calibration :

### 1. Absolute sensitivity

Reference Acoustic Signal ( dB )	Measured Value ( dB )	Deviation ( dB )	Acceptance Limit ( dB )
93.9 (93.98)	93.9	0.0	±0.3

### 2. Self-generated noise

#### 2.1 Normal test

Measured Value ( dB )
14.2

2.2 The microphone of the sound level meter was replaced by electrical signal input device.

Frequency Weighting	Measured value ( dB )
A - weight	9.9
C - weight	16.5
Flat	22.3

### 3. Acoustical signal tests of frequency weightings

Meter free-field acoustic response at a level of 84 dB

Frequency ( Hz )	Deviation from various frequency weighting response curve (dB)			
	Flat	C-weight	A-weight	Acceptance Limits
125	0.3	0.3	0.4	± 1.5
1000	0.0	0.0	0.0	± 1.0
8000	0.7	0.8	0.8	±5.0

*G. Retan.*



**Cert. No. : ACL24036**  
**Job No. : VC67AC0052**  
**Pages : 5 of 8**

#### 4. Electrical signal tests of frequency weightings

Weighting network response with relative to 1 kHz.

Frequency ( Hz )	Deviation from various frequency weighting response curve (dB)			
	Flat	C-weight	A-weight	Acceptance Limits
63	0.0	-0.1	0.0	±2.0
125	0.0	0.0	0.0	±1.5
250	0.0	0.0	0.0	±1.5
500	0.0	0.0	-0.1	±1.5
1000	0.0	0.0	0.0	±1.0
2000	0.0	0.0	0.0	±2.0
4000	0.0	0.0	0.0	±3.0
8000	0.0	0.1	0.1	±5.0

#### 5. Frequency and time weightings at 1 kHz

##### 5.1 Frequency weightings at 1 kHz

Frequency Weighting	Anticipated Value ( dB )	Measured Value ( dB )	Deviated Value ( dB )	Acceptance Limits ( dB )
A - weight	94.0	94.0	0.0	± 0.2
C - weight	94.0	94.0	0.0	± 0.2
Flat	94.0	94.0	0.0	± 0.2

##### 5.2 Time weighting at 1 kHz

Frequency Weighting	Anticipated Value ( dB )	Measured Value ( dB )	Deviated Value ( dB )	Acceptance Limits ( dB )
Fast	94.0	94.0	0.0	± 0.1
Slow	94.0	94.0	0.0	± 0.1
Leq	94.0	94.0	0.0	± 0.1

#### 6. Long - term stability

Frequency Weighting	SLM Display at initial ( dB )	SLM Display at final ( dB )	Deviated Value ( dB )	Acceptance Limits ( dB )
A - weight	94.0	94.0	0.0	± 0.3

*G. Retch.*

# SITHIPORN ASSOCIATES CO., LTD.

## CALIBRATION LABORATORY

451-451/1 Sirinthorn Road, Bangbumru, Bangplud, Bangkok, 10700 Thailand  
Tel. +66 2433 8331 Email : calibration@sithiporn.com

SITHIPORN  
associates



Cert. No. : ACL24036

Job No. : VC67AC0052

Pages : 6 of 8

### 7. Level linearity on the reference level range

Anticipated Value ( dB )	Measured Value ( dB )	Deviated Value ( dB )	Acceptance Limits ( dB )
137.0	137.0	0.0	$\pm 1.1$
136.0	136.0	0.0	$\pm 1.1$
135.0	135.0	0.0	$\pm 1.1$
134.0	134.0	0.0	$\pm 1.1$
133.0	133.0	0.0	$\pm 1.1$
132.0	132.0	0.0	$\pm 1.1$
131.0	131.0	0.0	$\pm 1.1$
129.0	129.0	0.0	$\pm 1.1$
124.0	124.0	0.0	$\pm 1.1$
119.0	119.0	0.0	$\pm 1.1$
114.0	114.0	0.0	$\pm 1.1$
109.0	109.0	0.0	$\pm 1.1$
104.0	104.0	0.0	$\pm 1.1$
99.0	99.0	0.0	$\pm 1.1$
94.0	94.0	0.0	$\pm 1.1$
89.0	89.1	0.1	$\pm 1.1$
84.0	84.1	0.1	$\pm 1.1$
79.0	79.0	0.0	$\pm 1.1$
74.0	74.1	0.1	$\pm 1.1$
69.0	69.1	0.1	$\pm 1.1$
64.0	64.0	0.0	$\pm 1.1$
59.0	59.1	0.1	$\pm 1.1$
54.0	54.0	0.0	$\pm 1.1$
49.0	49.0	0.0	$\pm 1.1$
44.0	44.0	0.0	$\pm 1.1$
39.0	39.0	0.0	$\pm 1.1$
34.0	34.0	0.0	$\pm 1.1$
30.0	30.0	0.0	$\pm 1.1$
29.0	29.0	0.0	$\pm 1.1$
28.0	28.0	0.0	$\pm 1.1$
27.0	27.0	0.0	$\pm 1.1$
26.0	26.0	0.0	$\pm 1.1$
25.0	24.9	-0.1	$\pm 1.1$

*T. Ketph.*

# SITHIPORN ASSOCIATES CO., LTD.

## CALIBRATION LABORATORY

451-451/1 Sirinthorn Road, Bangbumru, Bangplud, Bangkok, 10700 Thailand  
Tel. +66 2433 8331 Email : calibration@sithiporn.com

SITHIPORN  
associates



Cert. No. : ACL24036  
Job No. : VC67AC0052  
Pages : 7 of 8

### 8. Level linearity including the level range control

Range	Anticipated Value ( dB )	Measured Value ( dB )	Deviated Value ( dB )	Acceptance Limits ( dB )
Auto	94.0	94.0	0.0	±1.1

### 9. Tone burst response

Time Weighting	Tone burst duration, Tb ( ms )	Cycle	Anticipated Value ( dB )	Measured Value ( dB )	Deviated Value ( dB )	Acceptance Limits ( dB )
Fast	0.25	1	108.0	107.9	-0.1	1.5 ; -5.0
	2	8	117.0	117.0	0.0	1.0 ; -2.5
	200	800	134.0	134.0	0.0	±1.0
Slow	2	8	108.0	108.0	0.0	1.5 ; -5.0
	200	800	127.6	127.6	0.0	±1.0
SEL	0.25	1	99.0	98.9	-0.1	1.5 ; -5.0
	2	8	108.0	108.0	0.0	1.0 ; -2.5
	200	800	128.0	128.0	0.0	±1.0

### 10. Peak C sound level

Number of cycle in test signal	Anticipated Value ( dB )	Measured Value, Lcpeak ( dB )	Deviated Value ( dB )	Acceptance Limits ( dB )
Continuous	133.0	133.0	0.0	±3.0
One	136.4	136.1	-0.3	±3.0

Number of cycle in test signal	Anticipated Value ( dB )	Measured Value ( dB )	Deviated Value ( dB )	Acceptance Limits ( dB )
Continuous	133.0	133.1	0.1	±2.0
Positive half cycle	135.4	135.3	-0.1	±2.0
Negative half cycle	135.4	135.3	-0.1	±2.0

*T. Petch*



# SITHIPORN ASSOCIATES CO., LTD. CALIBRATION LABORATORY

451-451/1 Sirinthorn Road, Bangbunru, Bangplud, Bangkok, 10700 Thailand  
Tel. +66 2433 8331 Email : calibration@sithiporn.com

SITHIPORN  
associates



Cert. No. : ACL24036  
Job No. : VC67AC0052  
Pages : 8 of 8

## 11. Overload indication

Measured value ( dB )		Deviated Value ( dB )	Acceptance Limits ( dB )
Positive one-half cycle	Negative one-half cycle		
89.7	89.7	0.0	±1.5

## 12. High level stability

Frequency Weighting	SLM Display at initial ( dB )	SLM Display at final ( dB )	Deviated Value ( dB )	Acceptance Limits ( dB )
A - weight	137.0	137.0	0.0	±0.3

The reported uncertainty is based on a standard uncertainty multiplied by coverage factor  $k = 2$   
or any value following calculation, providing a level of confidence of approximately 95 %

\_\_\_\_\_  
End of Calibration Certificate

*G. Petuh*

Cert. No. : ACL24037

Pages : 1 of 8

## Calibration Certificate

**Equipment :** SOUND LEVEL METER  
**Manufacturer :** RION  
**Model :** NL-42A / Microphone UC-52 / Preamplifier NH-24  
**Serial No.:** 00623396 / 198643 / 26424  
**ID No.:** RYG\_FS0621

**Condition As Found :** GOOD

**Customer :** ALS LABORATORY GROUP (THAILAND) CO., LTD.  
104 PHATTHANAKAN 40, PHATTHANAKAN ROAD,  
KHWAEANG PHATTHANAKAN, KHET SUAN LUANG,  
BANGKOK, 10250 THAILAND.

**Location :** -  
**Ambient Temperature :** ( 23.0  $\pm$  3 ) °C  
**Pressure :** ( 101.3  $\pm$  3 ) kPa  
**Relative Humidity :** ( 50.0  $\pm$  20 ) %

**Received Date :** 05 JANUARY 2024  
**Calibration Date :** 12-15 JANUARY 2024  
**Date of Issue :** 16 JANUARY 2024



**Calibrated by :** Nathakorn Pisutpaisan

**Approved by :**   
( Thanakul Petchurai )

This certificate is issued in accordance with the requirements of ISO/IEC 17025 standard, may not be reproduced other than in full, except with the prior written approval of the head of Calibration Laboratory.

# SITHIPORN ASSOCIATES CO., LTD.

## CALIBRATION LABORATORY

451-451/1 Sirinthorn Road, Bangbumru, Bangplud, Bangkok, 10700 Thailand  
Tel. +66 2433 8331 Email : calibration@sithiporn.com



Cert. No. : ACL24037  
Job No. : VC67AC0052  
Pages : 2 of 8

**Calibration Procedure :** CP-AC-01

### Calibration Method :

This equipment was calibrated by follow on IEC-61672-3 (2013) Standard for sound level meter (SLM).

The SLM had tests to Acoustical and Electrical signal tests of frequency weighting with Anechoic chamber and Reference Standard Instruments.

For tests results of each items were made by observation of each Instruments display and also with SLM's display.

### Condition of this result of calibration :

#### 1. Reference Standard Instruments :

<u>Instrument</u>	<u>Model</u>	<u>Serial No.</u>	<u>Cert. No.</u>	<u>Due Date</u>
Waveform Generator	33210A	MY48017076	EF-0009-23	07-FEB-24
Waveform Generator	33511B	MY52302742	EF-0010-23	07-FEB-24
Digital Multimeter	33461A	MY53220104	EEL.BP 30/0266	13-FEB-24
Digital Multimeter	33461A	MY53220076	EEL.BP 29/0266	13-FEB-24
Digital Multimeter	34461A	MY60024273	EEL.BP 31/0266	14-FEB-24
Programmable Attenuator	MAT-1070	62100114	EF-0011-23	08-FEB-24
Condenser Microphone	4180	2977900	AA-1001-23	14-FEB-24
Measuring Amplifier	NA-42KAI	34560495	AA-3002-23	14-FEB-24

2. This result of calibration was found accurate as shown on date and place of calibration for this calibrated item only.

3. This certificate is traceable to the international system of unit maintained at :

3.1 National Institute of Metrology (Thailand).

3.2 Thailand Institute of Scientific and Technological Research (TISTR).

A handwritten signature in blue ink, appearing to read 'G. Petcha', is located at the bottom right of the page.



# SITHIPORN ASSOCIATES CO., LTD.

## CALIBRATION LABORATORY

451-451/1 Sirinthorn Road, Bangbumru, Bangplud, Bangkok, 10700 Thailand  
Tel. +66 2433 8331 Email : calibration@sithiporn.com

SITHIPORN  
associates



Cert. No. : ACL24037  
Job No. : VC67AC0052  
Pages : 3 of 8

### Summary of Measurement Result :

Parameter	Uncertainty (dB)	Maximum-permitted uncertainty of measurement (dB)
1. Absolute sensitivity	0.2	N/A
2. Self-generated noise	0.2	N/A
3. Acoustical signal tests of frequency weightings		
125 Hz	0.3	0.6
1000 Hz	0.3	0.6
8000 Hz	0.3	0.7
4. Electrical signal tests of frequency weightings		
For 10 Hz to 4 kHz	0.3	0.6
For > 4 kHz to 10 kHz	0.3	0.7
For > 10 kHz to 20 kHz	-	1.0
5. Frequency and time weightings at 1 kHz	0.2	0.2
6. Long - term stability	0.1	0.1
7. Level linearity on the reference level range	0.2	0.3
8. Level linearity including the level range control	0.2	0.3
9. Tone burst response	0.2	0.3
10. Peak C sound level	0.2	0.35
11. Overload indication	0.2	0.25
12. High level stability	0.1	0.1

*G. R. S. S.*

# SITHIPORN ASSOCIATES CO., LTD.

## CALIBRATION LABORATORY

451-451/1 Sirinthorn Road, Bangbumru, Bangplud, Bangkok, 10700 Thailand  
Tel. +66 2433 8331 Email : calibration@sithiporn.com

SITHIPORN  
associates



Cert. No. : ACL24037

Job No. : VC67AC0052

Pages : 4 of 8

### Result of calibration :

#### 1. Absolute sensitivity

Reference Acoustic Signal ( dB )	Measured Value ( dB )	Deviation ( dB )	Acceptance Limit ( dB )
93.9 (93.98)	93.9	0.0	±0.3

#### 2. Self-generated noise

##### 2.1 Normal test

Measured Value ( dB )
14.6

2.2 The microphone of the sound level meter was replaced by electrical signal input device.

Frequency Weighting	Measured value ( dB )
A - weight	10.8
C - weight	18.7
Flat	23.6

#### 3. Acoustical signal tests of frequency weightings

Meter free-field acoustic response at a level of 84 dB

Frequency ( Hz )	Deviation from various frequency weighting response curve (dB)			
	Flat	C-weight	A-weight	Acceptance Limits
125	0.1	0.1	0.1	± 1.5
1000	0.0	0.0	0.0	± 1.0
8000	0.4	0.5	0.5	±5.0

*G. Peterson*

**Cert. No. : ACL24037**  
**Job No. : VC67AC0052**  
**Pages : 5 of 8**

#### 4. Electrical signal tests of frequency weightings

Weighting network response with relative to 1 kHz.

Frequency ( Hz )	Deviation from various frequency weighting response curve (dB)			
	Flat	C-weight	A-weight	Acceptance Limits
63	0.0	0.0	0.0	±2.0
125	0.0	0.0	0.0	±1.5
250	0.0	0.0	0.0	±1.5
500	0.0	0.0	0.0	±1.5
1000	0.0	0.0	0.0	±1.0
2000	0.0	0.1	0.0	±2.0
4000	0.0	0.0	0.0	±3.0
8000	0.0	0.1	0.1	±5.0

#### 5. Frequency and time weightings at 1 kHz

##### 5.1 Frequency weightings at 1 kHz

Frequency Weighting	Anticipated Value ( dB )	Measured Value ( dB )	Deviated Value ( dB )	Acceptance Limits ( dB )
A - weight	94.0	94.0	0.0	± 0.2
C - weight	94.0	94.0	0.0	± 0.2
Flat	94.0	94.0	0.0	± 0.2

##### 5.2 Time weighting at 1 kHz

Frequency Weighting	Anticipated Value ( dB )	Measured Value ( dB )	Deviated Value ( dB )	Acceptance Limits ( dB )
Fast	94.0	94.0	0.0	± 0.1
Slow	94.0	94.0	0.0	± 0.1
Leq	94.0	94.0	0.0	± 0.1

#### 6. Long - term stability

Frequency Weighting	SLM Display at initial ( dB )	SLM Display at final ( dB )	Deviated Value ( dB )	Acceptance Limits ( dB )
A - weight	94.0	94.0	0.0	± 0.3

*T. Retan*



# SITHIPORN ASSOCIATES CO., LTD.

## CALIBRATION LABORATORY

451-451/1 Sirinthorn Road, Bangbumru, Bangplud, Bangkok, 10700 Thailand  
Tel. +66 2433 8331 Email : calibration@sithiporn.com

SITHIPORN  
associates



Cert. No. : ACL24037

Job No. : VC67AC0052

Pages : 6 of 8

### 7. Level linearity on the reference level range

Anticipated Value ( dB )	Measured Value ( dB )	Deviated Value ( dB )	Acceptance Limits ( dB )
137.0	137.0	0.0	$\pm 1.1$
136.0	136.0	0.0	$\pm 1.1$
135.0	135.0	0.0	$\pm 1.1$
134.0	134.0	0.0	$\pm 1.1$
133.0	133.0	0.0	$\pm 1.1$
132.0	132.0	0.0	$\pm 1.1$
131.0	131.0	0.0	$\pm 1.1$
129.0	129.0	0.0	$\pm 1.1$
124.0	124.0	0.0	$\pm 1.1$
119.0	119.0	0.0	$\pm 1.1$
114.0	114.0	0.0	$\pm 1.1$
109.0	109.0	0.0	$\pm 1.1$
104.0	104.0	0.0	$\pm 1.1$
99.0	99.0	0.0	$\pm 1.1$
94.0	94.0	0.0	$\pm 1.1$
89.0	89.0	0.0	$\pm 1.1$
84.0	84.0	0.0	$\pm 1.1$
79.0	79.0	0.0	$\pm 1.1$
74.0	74.0	0.0	$\pm 1.1$
69.0	69.0	0.0	$\pm 1.1$
64.0	64.0	0.0	$\pm 1.1$
59.0	59.0	0.0	$\pm 1.1$
54.0	54.0	0.0	$\pm 1.1$
49.0	49.0	0.0	$\pm 1.1$
44.0	44.0	0.0	$\pm 1.1$
39.0	38.9	-0.1	$\pm 1.1$
34.0	33.9	-0.1	$\pm 1.1$
30.0	29.9	-0.1	$\pm 1.1$
29.0	28.9	-0.1	$\pm 1.1$
28.0	27.9	-0.1	$\pm 1.1$
27.0	26.9	-0.1	$\pm 1.1$
26.0	25.9	-0.1	$\pm 1.1$
25.0	24.8	-0.2	$\pm 1.1$

7. Retan.

# SITHIPORN ASSOCIATES CO., LTD.

## CALIBRATION LABORATORY

451-451/1 Sirinthorn Road, Bangbumru, Bangplud, Bangkok, 10700 Thailand  
Tel. +66 2433 8331 Email : calibration@sithiporn.com

SITHIPORN  
associates



Cert. No. : ACL24037  
Job No. : VC67AC0052  
Pages : 7 of 8

### 8. Level linearity including the level range control

Range	Anticipated Value ( dB )	Measured Value ( dB )	Deviated Value ( dB )	Acceptance Limits ( dB )
Auto	94.0	94.0	0.0	±1.1

### 9. Tone burst response

Time Weighting	Tone burst duration, Tb ( ms )	Cycle	Anticipated Value ( dB )	Measured Value ( dB )	Deviated Value ( dB )	Acceptance Limits ( dB )
Fast	0.25	1	108.0	107.9	-0.1	1.5 ; -5.0
	2	8	117.0	117.0	0.0	1.0 ; -2.5
	200	800	134.0	134.1	0.1	±1.0
Slow	2	8	108.0	108.0	0.0	1.5 ; -5.0
	200	800	127.6	127.6	0.0	±1.0
SEL	0.25	1	99.0	98.9	-0.1	1.5 ; -5.0
	2	8	108.0	108.0	0.0	1.0 ; -2.5
	200	800	128.0	128.0	0.0	±1.0

### 10. Peak C sound level

Number of cycle in test signal	Anticipated Value ( dB )	Measured Value, Lcpeak ( dB )	Deviated Value ( dB )	Acceptance Limits ( dB )
Continuous	133.0	133.0	0.0	±3.0
One	136.4	136.3	-0.1	±3.0

Number of cycle in test signal	Anticipated Value ( dB )	Measured Value ( dB )	Deviated Value ( dB )	Acceptance Limits ( dB )
Continuous	133.0	133.0	0.0	±2.0
Positive half cycle	135.4	135.2	-0.2	±2.0
Negative half cycle	135.4	135.2	-0.2	±2.0

*G. R. R. R.*

# SITHIPORN ASSOCIATES CO., LTD.

## CALIBRATION LABORATORY

451-451/1 Sirinthorn Road, Bangbumru, Bangplud, Bangkok, 10700 Thailand  
Tel. +66 2433 8331 Email : calibration@sithiporn.com



**Cert. No. : ACL24037**  
**Job No. : VC67AC0052**  
**Pages : 8 of 8**

### 11. Overload indication

Measured value ( dB )		Deviated Value ( dB )	Acceptance Limits ( dB )
Positive one-half cycle	Negative one-half cycle		
89.5	89.6	0.1	±1.5

### 12. High level stability

Frequency Weighting	SLM Display at initial ( dB )	SLM Display at final ( dB )	Deviated Value ( dB )	Acceptance Limits ( dB )
A - weight	137.0	137.0	0.0	±0.3

The reported uncertainty is based on a standard uncertainty multiplied by coverage factor  $k = 2$   
or any value following calculation, providing a level of confidence of approximately 95 %

————— **End of Calibration Certificate** —————

*T. Petcha -*




# CERTIFICATE OF CALIBRATION

ISSUED BY **Cirrus Research plc**

DATE OF ISSUE **29 January 2024**

CERTIFICATE NUMBER **207437**

REVIEW BY *Marakom P.*  
APPROVED BY *[Signature]*  
NEXT CAL. DATE *28/1/25*



**Cirrus Research plc  
Acoustic House  
Bridlington Road  
Hunmanby  
North Yorkshire  
YO14 0PH  
United Kingdom**

Page 1 of 2

Approved signatory

N.Smith

Electronically signed:

*[Signature]*

## doseBadge Reader : IEC 60942:2003

### Instrument information

**Manufacturer:** Cirrus Research plc

**Notes:**

**Model:** RC:110A

**Serial number:** 73729

**Class:** 2

### Test summary

**Date of calibration:** 29 January 2024

The doseBadge reader detailed above has been calibrated to the published data as described in the operating manual and in the half-inch configuration. The procedures and techniques used are as described in IEC60942\_2003 Annex B – Periodic Tests and three determinations of the sound pressure level, frequency and total distortion were made.

The sound pressure level was measured using a WS2F condenser microphone type MK:224 manufactured by Cirrus Research plc.

The results have been corrected to the reference pressure of 101.33 kPa using the manufacturer's data.

The doseBadge Reader has been shown to conform to the Class 2 requirements for periodic testing, described in Annex B of IEC 60942:2003 for the sound pressure level(s) and frequency(ies) stated, for the environmental conditions under which the tests were performed.

However, as public evidence was not available, from a testing organisation responsible for pattern approval, to demonstrate that the model of doseBadge Reader conformed to the requirements for pattern evaluation described in Annex A of IEC 60942:2003, no general statement or conclusion can be made about conformance of the doseBadge Reader to the requirements of IEC 60942:2003.

### Notes:

This certificate provides traceability of measurement to the SI system of units and/or to units of measurement realised at the National Physical Laboratory or other recognised national metrology institutes. This certificate may not be reproduced other than in full, except with the prior written approval of the issuing laboratory. The results within this certificate relate only to the items calibrated. The reported expanded uncertainty is based on a standard uncertainty multiplied by a coverage factor  $k=2$ , providing a coverage probability of approximately 95%.



# CERTIFICATE OF CALIBRATION

Certificate Number:

**207437**

Page 2 of 2

## Environmental conditions

The following conditions were recorded at the time of the test:

<b>Before</b>	Pressure: 101.44 kPa	Temperature: 21.3 °C	Humidity: 35.8 %
<b>After</b>	Pressure: 101.44 kPa	Temperature: 21.3 °C	Humidity: 35.9 %

## Test equipment

Equipment	Manufacturer	Model	Serial number
Distortion Meter	Keithley	2015	0994818
Acoustic Calibrator	Bruel and Kjaer	4231	2610257
Environmental Monitor	Comet	T7510	21962628

## Initial Acoustic Results

	Expected	Sample 1	Sample 2	Sample 3	Average	Deviation	Tolerance	Uncertainty
Level (dB)	114.00	114.31	114.31	114.29	<b>114.30</b>	0.30	±0.75	0.11 dB
Distortion (%)	< 4.00	0.32	0.26	0.40	<b>0.33</b>	0.33	+4.00	0.13 %
Frequency (Hz)	1000.0	998.2	998.3	998.3	<b>998.3</b>	-1.7	±20.0	0.1 Hz

The measured quantities or deviations (as applicable), extended by the expanded combined uncertainty of measurement, must not exceed the corresponding tolerance.

## Adjusted Acoustic Results

	Expected	Sample 1	Sample 2	Sample 3	Average	Deviation	Tolerance	Uncertainty
Level (dB)	114.00	114.01	114.01	114.02	<b>114.01</b>	0.01	±0.75	0.11 dB
Distortion (%)	< 4.00	0.30	0.34	0.34	<b>0.33</b>	0.33	+4.00	0.13 %
Frequency (Hz)	1000.0	998.1	998.3	998.3	<b>998.2</b>	-1.8	±20.0	0.1 Hz

## Functionality Results

Function	Result
Keypad	<b>Pass</b>
Battery Power	<b>Pass</b>
Display	<b>Pass</b>
Communication	<b>Pass</b>
2 way IR link	<b>Pass</b>
Clock	<b>Pass</b>

End of results



TECHNOLOGY PROMOTION ASSOCIATION (THAILAND-JAPAN)  
CORPORATE SERVICES 3: EQUIPMENT CALIBRATION AND TESTING SERVICES  
534/4 PATTANAKARN ROAD SOI 18, SUANLUANG, SUANLUANG, BANGKOK 10250  
TEL. 0-2717-3000-24 FAX. 0-2719-9484



## Certificate of Calibration

Certificate No. : 23T1769

Page : 1 of 2

Equipment : Digital Thermometer With Sensor

Manufacturer: Testo

Model : 106

Serial No.: 31282167/504

ID No.: RYG\_FS0468

Condition As-Received: Used Item

Received Date: 04 October 2023

Calibration Date: 10 October 2023  
to 11 October 2023

Reference: 2310-0110DSC

Ambient Temperature: ( 25 ± 3 ) °C

Relative Humidity: ( 50 ± 20 ) %

This certificate may not be reproduced other than in full,  
except with the prior written approval of the head of  
Corporate Services 3: Equipment Calibration and Testing Services.

Submitted by: ALS Laboratory Group (Thailand) Co.,Ltd. Rayong Branch

616/10 Moo 5, T.Maenam Khu, A.Pluakdaeng,  
Rayong 21140, Thailand

Procedure used: Calibration were conducted using in-house calibration procedure CP-T01 according to comparison with  
Industrial Platinum Resistance Thermometer (IPRT) into liquid bath temperature controller.  
The temperature scale used was based on ITS-90.

### Condition of this result of calibration

1.Reference standards instruments :

<u>Instrument</u>	<u>Model</u>	<u>Serial No.</u>	<u>Certificate No.</u>	<u>Due Date</u>
1) Black Stack Thermometer	1560	8C454	23I600	30 May 2024
2) PRT Scanner Module	2562	A01303	23I600	30 May 2024
3) Industrial Platinum Resistance Thermometer	5627-12	571971	23I600	30 May 2024

2.The certificate is valid only to the item calibrated on date and place of calibration.

3.This Certification is traceable to the International System of Unit maintained through:-

-Technology Promotion Association (Thailand-Japan), NSC-ONSC Accredited No. Calibration 0008

REVIEW BY	Pittaya Th.
APPROVED BY	Sy S
NEXT CAL. DATE	10/10/24

Calibrated by : Wasinee Sawatdee

Issue Date : 12 October 2023

Approved Signatory :

[ ] Phalinee Prabpaipal

[ ] Chatchawan Khunpiluek

[x] Wanlop Larpkern

B 0326172





Cert. No.: 23T1769

Page.: 2 of 2

**Result of Calibration:-**

Without Adjustment

Function:

Temperature measurement

Dimension of probe : Diameter 3 mm., Length 55 mm. Sheath material : Stainless Steel

Immersion Depth ( mm.)	Standard Temperature ( °C )	UUC* Reading ( °C )	Error ( °C )	Uncertainty of Measurement ( ±°C )
50	25.0022	24.9	-0.1022	0.12
50	30.0037	29.9	-0.1037	0.12
50	40.0021	40.0	-0.0021	0.12

**UUC\*** : Unit Under Calibration

The reported uncertainty of measurement was based on standard uncertainty multiplied by a coverage factor  $k = 2$ , providing a level of confidence of approximately 95%.

-o0o-



TECHNOLOGY PROMOTION ASSOCIATION (THAILAND-JAPAN)  
CORPORATE SERVICES 3: EQUIPMENT CALIBRATION AND TESTING SERVICES  
534/4 PATTANAKARN ROAD SOI 18, SUANLUANG, SUANLUANG, BANGKOK 10250  
TEL. 0-2717-3000-24 FAX. 0-2719-9484



## Certificate of Calibration

Certificate No. : 23E3924

Page : 1 of 2

Equipment : pH Meter  
Manufacturer: Mettler Toledo  
Model : SevenExcellence  
Serial No.: B834291445  
ID No.: RYG\_EN0152  
Condition As-Received: Used Item  
Received Date: 08 December 2023  
Calibration Date: 14 December 2023

This certificate may not be reproduced other than in full,  
except with the prior written approval of the head of  
Corporate Services 3: Equipment Calibration and Testing Services.

Reference: 2312-0151DSC  
Ambient Temperature: ( 23  $\pm$  2 ) °C  
Relative Humidity: ( 50  $\pm$  10 ) %

Submitted by: ALS Laboratory Group (Thailand) Co.,Ltd. Rayong Branch  
616/10 Moo 5, T.Maenam Khu, A.Pluakdaeng,  
Rayong 21140, Thailand

Procedure used: Calibration were conducted using calibration procedure No. CP-E17 according to EURAMET cg-15.

### Condition of this result of calibration

1.Reference standards instruments :

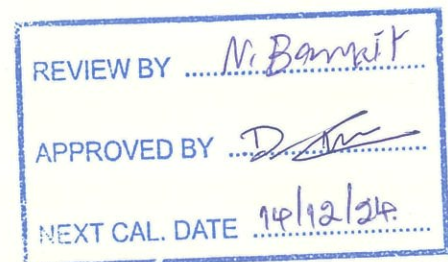
<u>Instrument</u>	<u>Model</u>	<u>Serial No.</u>	<u>Certificate No.</u>	<u>Due Date</u>
1) Multi-Product Calibrator	5502A	2435802	EE-0041-23	26 Apr 2024

2.This result of calibration was made on requested at the point specified by customer.

3.The certificate is valid only to the item calibrated on date and place of calibration.

4.This Certification is traceable to the International System of Unit maintained through:-

-National Institute of Metrology Thailand (NIMT)



Calibrated by : Napachanok Prasomsoosiri  
Issue Date : 15 December 2023

Approved Signatory :

[ ] Phalinee Prabpaipal  
[✓] Nuntawat Khamchai  
[ ] Pongsagorn Boonyaporn

B 0331106



Cert. No.: 23E3924

Page.: 2 of 2

**Result of calibration :-** (\*) Without adjustment ( ) After adjustment

**Function:** DC voltage measurement

**Range:**

2000

mV

<u>Standard Value</u>	<u>UUC* Reading</u>	<u>Error</u>	<u>Uncertainty</u>
( mV )	( mV )	( mV )	( $\pm \mu V$ )
-200.0000	-199.9	0.1	68
-150.0000	-150.0	0.0	65
-100.0000	-100.0	0.0	63
-50.0000	-50.0	0.0	61
0.0000	0.0	0.0	58
50.0000	50.0	0.0	61
100.0000	100.0	0.0	63
150.0000	150.0	0.0	65
200.0000	199.9	-0.1	68

The reported uncertainty of measurement was based on a standard uncertainty multiplied by a coverage factor  $k=2$ , providing a level of confidence of approximately 95 %

**UUC\*= Unit Under Calibration.**

-o0o-





TECHNOLOGY PROMOTION ASSOCIATION (THAILAND-JAPAN)  
CORPORATE SERVICES 3: EQUIPMENT CALIBRATION AND TESTING SERVICES  
534/4 PATTANAKARN ROAD SOI 18, SUANLUANG, SUANLUANG BANGKOK 10250  
TEL. 0-2717-3000-29 FAX. 0-2719-9484



Cert.No.: 23CH1574

Page.: 1 of 3

## Certificate of Calibration

Equipment :	pH Meter
Manufacturer :	Mettler Toledo
Model :	SevenExcellence
Serial No. :	B834291445
ID No. :	RYG_EN0152
Condition As-Received:	Used Item
Received Date :	08 December 2023
Calibration Date :	15 December 2023
Reference :	2312-0151DSC-3
Submitted by :	ALS Laboratory Group (Thailand) Co.,Ltd. Rayong Branch 616/10 Moo 5, T.Maenam Khu, A.Pluakdaeng, Rayong 21140, Thailand
Ambient Temperature :	(25 ± 2.5) °C
Relative Humidity :	(50 ± 15) %
Calibration Procedure :	In - house method : - CP-CH5 by direct measurement with standard voltage calibrator and direct measurement with certified reference material (CRM) - CP-CH8 by comparison with standard thermometer

Calibrated by : Warakorn Lerngagtrakul

Approved by :

Approved Signatory

- ( ) Saithip Meangmai  
( ) Warakorn Lerngagtrakul  
(✓) Ponpan Paipim

Issue Date : 19 December 2023

The Uncertainties are for a confidence probability of approximately 95%

This certificate may not be reproduced other than in full, except with the prior written  
Approval of the head of Corporate Services 3 : Equipment Calibration and Testing Services.

A 0061696



Cert.No.: 23CH1574

Page.: 2 of 3

**Condition of this calibration result**

1. Reference Standard Instrument : -

<u>Instrument</u>	<u>Serial No.</u>	<u>ID No.</u>	<u>Cert. No.</u>	<u>Due Date</u>
1) Document Process Calibrator	54030049	130RC116	23E2802	27 Aug 2024
2) Ref. Standard Thermometer	4982054	110RC044	23I908	26 July 2024

This certification is traceable to the International System of Unit maintained through:-

- Technology Promotion Association (Thailand-Japan)

2. Certified Reference Materials : The measurement results are traceable to SI through CPA chem Ltd.,  
ANSI-ASQ National Accreditation Board, Accredited No. AR-1835

<u>Buffer Solution</u>	<u>Manufacturer</u>	<u>Lot No.</u>	<u>Exp. date</u>
pH 4.008	CPA chem	913598	14 July 2025
pH 6.986	CPA chem	931959	01 Oct 2024
pH 9.997	CPA chem	940106	02 Nov 2024

3. This certificate is valid only to the item calibrated on date and place of calibration.

**Calibration Results**

**Function : mV Measurement**

**Performing standard curve by Fluke at pH (4,7,10)**

Unit Under Calibration	Nominal Value	Standard Voltage Input	Actual Reading		Uncertainty of Measurement ( ±mV )	Coverage factor <i>k</i>
	pH	mV	mV	pH		
pH Meter S/N.: B834291445	4.000	177.48	177.3	4.000	0.058	2.00
	7.000	0.00	-0.1	7.000	0.058	2.00
	10.000	-177.48	-177.5	10.000	0.058	2.00





Cert.No.: 23CH1574

Page.: 3 of 3

**Calibration Results****Function : pH Measurement**

Performing three buffers standard curve by using buffer nominal pH (4,7,10)

Unit Under Calibration	Standard pH Buffer Solution	Actual pH Reading	Actual mV Reading ( mV )	Uncertainty of pH measurement ( $\pm$ )	Coverage factor $k$
pH Electrode S/N.: 3225368	4.008	4.013	184.1	0.0045	2.00
	6.986	6.998	8.7	0.0084	2.00
	9.997	10.002	-164.7	0.0088	2.11

**Function : Temperature Measurement****( \* ) Without adjustment**

This equipment was connected with Temperature Probe;

- Model : InLab®Expert Pro-ISM

- Serial No. : 3225368

Dimension of probe;

- Length : 120 mm

- Diameter : 12 mm

- Immersion Depth : 100 mm

Calibration Point ( °C )	Standard Temperature ( °C )	UUC* Reading ( °C )	Error ( °C )	Uncertainty of measurement ( $\pm$ °C )	Coverage factor $k$
25.0	25.003	24.3	-0.703	0.13	2.00

**Remark : - UUC\* = Unit Under Calibration**

The reported uncertainty of measurement was based on a standard uncertainty multiplied by a coverage factor  $k$ , providing a level of confidence of approximately 95 %.

-o0o-

a 1193851





**SARTORIUS**

NSC-TISI-TIS 17025  
CALIBRATION 0426

# Certificate

## of Calibration

REVIEW BY Thavitall.

APPROVED BY D. [Signature]

NEXT CAL. DATE 22/02/2025

Model Number : MSE224S-100-DU

Certificate No. : 24BC10069

Description : Analytical Balance

Issued Date : Friday, February 23, 2024

Serial Number : 0026207038

Reference No. : 229196

ID No. : RYG\_EN0002

Manufacturer : Sartorius

Page No. : 1 of 2

Customer Name : ALS Laboratory Group (Thailand) Co.,Ltd. (Rayong Branch)

616/10 Moo 5 T.Maenam Khu, A.Pluak Daeng, Rayong 21140, Thailand.

Calibrated Place : ALS Laboratory Group (Thailand) Co., Ltd.(Balance Room)

616/10 Moo 5 T.Maenam Khu, A.Pluakdaeng, Rayong.21140, Thailand.

Calibrated By : Mr.Chonchai Inthana

Calibration Date : Thursday, February 22, 2024

Calibration

Procedure No. : This calibration was conducted by

Using in-house calibration procedure number (WI-003)

Based on UKAS LAB 14 : 2019

*Metrological data :*

Capacity : 220 g Readability : 0.0001 g

*Ambients Conditions:*

Temperature : 24.2 °C ± 5.0 °C

Humidity : 57.0 % RH ± 10.0 % RH

Pressure :                      ±                     

*Reasons for calibration*

☐ New Installation ☐ Service / Repaired ☒ Re-calibration/ Maintenance

*Equipment Condition:* ☒ Good Operate ☐ Fair

## Measurement Method UKAS Publication Ref :Lab 14

The measurement uncertainty stated is the expended uncertainty which is obtained from the standard uncertainty multiplied by the coverage factor (k=2) to provide a level of confidence of approximately 95%. It is determined in accordance with the Guide to Expression of Uncertainty in Measurement (GUM). The calibration certificate documents the traceability to National Standards, which realise the unit of measurement according to the International Standard System of Units (SI). Report of Tolerance came form list of Sartorius Metrological Specifications.

## Traceability:

Model Number	Description	Traceability	Certificate No.	Due Date
YCS011-522-00	Sartorius weight set 1mg - 5000g E2,YCS011-522-00	TCS	M2308197S	23-Aug-2025
MHB-382SD	Humidity/Barometer/Temp Lutron MHB-382SD	DKSH	C19231845	23-Aug-2024

This certificate relate and apply this equipment only.

This certificate may not be reproduced other than in full except with the prior written approval of the Verification Operation Division  
Sartorius (Thailand) Co., Ltd.

[Signature]

Mr.chonchai Inthana(Technical Manager)

S  
T  
A  
M  
P



**Sartorius (Thailand) Co., Ltd.**

129 Rama 9 Road, Huaykwang, Huaykwang, Bangkok 10310

Tel: +66 2643 8361-6 Fax: +66 2643-8367, e-mail: service.thailand@sartorius.com

**SARTORIUS**

# Certificate of Calibration

Model Number : MSE224S-100-DUDescription : Analytical BalanceSerial Number : 0026207038ID No. : RYG\_EN0002Manufacturer : SartoriusCertificate No. : 24BCI0069Issued Date : Friday, February 23, 2024Reference No. : 229196Page No. : 2 of 2

## Calibration Results : Without Adjustment

### Repeatability

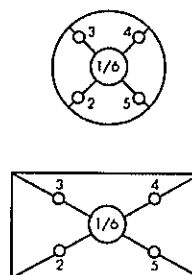
The reproducibility is the ability of a weighing instrument to display nearly identical readouts under constant test conditions when the same load within a measurement series is placed repeatedly on the weighing pan in the same manner. The standard deviation is used to express reproducibility quantitatively.

Nominal Value : (Low Load)	20.0000	199.9999
20 g	20.0000	200.0000
Tolerance	20.0001	200.0000
0.0001 g	20.0000	199.9999
	20.0001	200.0000
Nominal Value : (High Load)	19.9999	200.0000
200 g	20.0000	200.0000
Tolerance	20.0000	199.9999
0.0001 g	19.9999	200.0001
	19.9999	200.0000
Standard Deviation	0.00007	0.00006

### Eccentricity (Off-center loading error)

The off-center loading error is yielded by the difference between the readout of the load, i.e. 1/3 or 1/4 of maximum capacity, placed in the middle of the weighing pan and between each of four additional measurement points (positions defined according to OIML R76).

Nominal value : 100 g  
Tolerance 0.0004 g



	Difference
1	-
2	-0.0001
3	-0.0001
4	0.0000
5	-0.0001
6	-

### Linearity

The linearity, also called linearity error. Describes the deviation of the characteristic curve of a weighing instrument from the linear slope.

Tolerance 0.0002 g

Nominal Value (g)	Conventional Mass Value (g)	Displayed Value (g)	Deviation (g)	Uncertainty (g)
0.01	0.0100	0.0100	0.0000	0.00018
0.05	0.0500	0.0500	0.0000	0.00018
0.1	0.1000	0.1000	0.0000	0.00018
0.5	0.5000	0.5000	0.0000	0.00018
1	1.0000	1.0000	0.0000	0.00018
5	5.0000	5.0000	0.0000	0.00018
10	10.0000	10.0000	0.0000	0.00018
20	20.0000	20.0000	0.0000	0.00024
50	50.0000	49.9999	-0.0001	0.00019
100	100.0000	100.0000	0.0000	0.00023
200	200.0000	199.9999	-0.0001	0.00032

End of Report.



## Certificate of Calibration

Cert. No.: 24TM632

Page : 1 of 3

**Equipment :** Hot Air Oven  
**Manufacturer :** Memmert  
**Model :** UFE 500  
**Serial No. :** G511.1572  
**ID No. :** RYG\_EN0010

REVIEW BY *Thanitak.*

APPROVED BY *D. J. J. J.*

NEXT CAL DATE 21/09/25

**Submitted by :** ALS Laboratory Group (Thailand) Co.,Ltd. (Rayong Branch)  
616/10 Moo 5 T. Maenam Khu,  
A. Pluakdaeng,  
Rayong 21140 Thailand

**Location :** Oven Room

**Received Order :** 21 March 2024

**Calibration Date :** 21 March 2024

**Ambient Temperature :** ( 26 ± 10 ) °C

**Relative Humidity :** ( 50 ± 30 ) %

**Calibrated by :** Man Pattanapongpaiboon

**Approved by :**

*S. Suwit*

Approved Signatory

( ) Pornthippa Tameyakul

( ) Unnopphol Harachai

(✓) Suwit Imjai

**Issue Date :** 22 March 2024

**The Uncertainties are for a confidence probability of approximately 95%**

This certificate may not be reproduced other than in full, except with the prior written  
Approval of the head of Corporate Services 3 : Equipment Calibration and Testing Services.





**Equipment :** Hot Air Oven  
**Condition As-Received :** Used Item  
**Reference :** 2403-0563OC-1  
**Procedure Used :-**

**Cert. No.:** 24TM632  
**Page :** 2 of 3

Calibration were conducted using calibration procedure CP-OT02 according to direct measurement method with Data Acquisition which connected with Resistance Temperature Detector ( RTD ) and Thermocouple Type T.

The temperature scale used was based on ITS-90.

#### **Condition of this result of calibration**

1. Reference standard instrument:-

<u>Instrument</u>	<u>Serial No.</u>	<u>Cert. No.</u>	<u>Traceable</u>	<u>Due Date</u>
1 ) Data Acquisition	MY57013711	23LM115	TPA	11 Jul 2024

2. This certificate is valid only to the item calibrated on date and place of calibration.

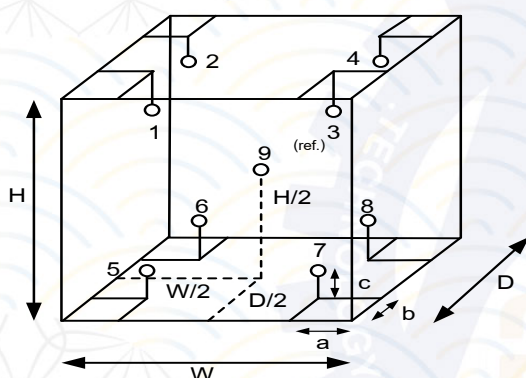
3. This certification is traceable to the International System of Unit.

**Remark :** TPA : Technology Promotion Association ( Thailand - Japan )

**Result of Calibration :-** ( \* ) Without Adjustment

**Function of UUC\* :** Temperature Source

**Fresh air setting :** Close



Environment during calibration		
	Beginning	Finished
Temp. ( °C )	27	27
REL.Humid. ( % )	57	59
AC Supply ( Volt )	222	224

#### **Ref. Std. ID No.: @ Calibration Point**

Position :	( 180 ) °C	( 104 ) °C
1	18-18TC-01	18-18RTD-01
2	18-18TC-02	18-18RTD-02
3	18-18TC-03	18-18RTD-03
4	18-18TC-04	18-18RTD-04
5	18-18TC-05	18-18RTD-05
6	18-18TC-06	23-18RTD-06
7	18-18TC-07	18-18RTD-07
8	18-18TC-08	22-18RTD-08
9 (ref.)	18-18TC-09	18-18RTD-09

#### **Probe Installation Details :**

a = 5.0 cm  
 b = 5.0 cm  
 c = 5.0 cm

#### **Dimension of Chamber :**

D = 0.40 m  
 W = 0.56 m  
 H = 0.48 m  
 Capacity = 0.11 m<sup>3</sup>



**Equipment :** Hot Air Oven  
**Condition As-Received :** Used Item  
**Reference :** 2403-0563OC-1  
**Result of Calibration :-** ( \* ) Without Adjustment  
**Function of UUC\* :** Temperature Source  
**Fresh air setting :** Close

**Cert. No.:** 24TM632

**Page :** 3 of 3

Calibration Point ( °C )	UUC* Setting ( °C )	UUC* Reading ( °C )	Temperature stability ( ± °C )	Temperature uniformity ( °C )	Overall Variation ( °C )	Coverage Factor <i>k</i>
104.0	104.0	104.0	0.051	0.59	0.62	2
180.0	180.0	180.0	0.15	1.3	1.7	2

Calibration Point ( °C )	Measured Temperature ( °C )									Uncertainty  ( ± °C )
	Position									
	1	2	3	4	5	6	7	8	9 (ref.)	
104.0	103.921	103.786	103.757	103.759	103.950	103.817	104.213	103.672	103.673	0.42
180.0	179.614	179.270	179.145	179.599	180.001	180.423	180.293	180.629	179.429	1.1

**Average\* :** The average of 30 values in each position.

**Temperature stability :** One-half of the greatest maximum difference of measured temperature at any one sensor.

**Temperature uniformity :** The maximum difference of measured temperatures at any sensors and the measured temperature at the reference location which are observed at the same time or at as close an observation time as possible to determine the temperature pattern or homogeneity within the chamber under steady-state conditions.

**Overall Variation :** The Difference of the maximum and minimum measured temperatures throughout observation.

**UUC\* :** Unit Under Calibration

**Note :** The reported uncertainty of measurement was included stability and excluded uniformity .

The reported uncertainty of measurement was based on a standard uncertainty multiplied by a coverage factor *k*, providing a level of confidence of approximately 95 %.

-o0o-





TECHNOLOGY PROMOTION ASSOCIATION (THAILAND-JAPAN)  
CORPORATE SERVICES 3: EQUIPMENT CALIBRATION AND TESTING SERVICES  
534/4 PATTANAKARN ROAD SOI 18, SUANLUANG, SUANLUANG BANGKOK 10250  
TEL.0-2717-3000-29 FAX.0-2719-9484



## Certificate of Calibration

Cert. No.: 24TM634

Page : 1 of 3

Equipment : Hot Air Oven  
Manufacturer : Memmert  
Model : UF 110  
Serial No. : B423.0853  
ID No. : RYG\_EN0213

Submitted by : ALS Laboratory Group (Thailand) Co.,Ltd. (Rayong Branch)  
616/10 Moo 5 T. Maenam Khu,  
A. Pluakdaeng,  
Rayong 21140 Thailand

Location : Oven Room

Received Order : 21 March 2024  
Calibration Date : 21 - 22 March 2024  
Ambient Temperature : (  $26 \pm 10$  ) °C  
Relative Humidity : (  $50 \pm 30$  ) %

Calibrated by : Man Pattanapongpaiboon

Approved by :

Approved Signatory

( ) Pornthippa Tameyakul  
( ) Unnopphol Harachai  
(✓) Suwit Imjai

Issue Date : 23 March 2024

REVIEW BY *Thanita K.*  
APPROVED BY *D. Khunon.*  
NEXT CAL DATE *21/03/25*

**The Uncertainties are for a confidence probability of approximately 95%**

This certificate may not be reproduced other than in full, except with the prior written  
Approval of the head of Corporate Services 3 : Equipment Calibration and Testing Services.





**Equipment :** Hot Air Oven  
**Condition As-Received :** Used Item  
**Reference :** 2403-0563OC-3  
**Procedure Used :-**

**Cert. No.:** 24TM634

**Page :** 2 of 3

Calibration were conducted using calibration procedure CP-OT02 according to direct measurement method with Data Acquisition which connected with Resistance Temperature Detector ( RTD ) and Thermocouple Type T.

The temperature scale used was based on ITS-90.

**Condition of this result of calibration**

1. Reference standard instrument:-

<u>Instrument</u>	<u>Serial No.</u>	<u>Cert. No.</u>	<u>Traceable</u>	<u>Due Date</u>
1 ) Data Acquisition	MY57013711	23LM115	TPA	11 Jul 2024

2. This certificate is valid only to the item calibrated on date and place of calibration.

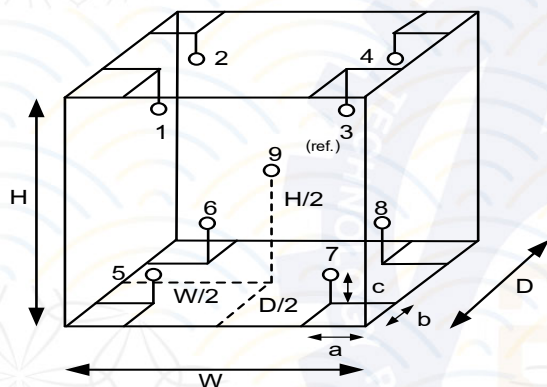
3. This certification is traceable to the International System of Unit.

**Remark :** TPA : Technology Promotion Association ( Thailand - Japan )

**Result of Calibration :-** ( \* ) Without Adjustment

**Function of UUC\* :** Temperature Source

**Fresh air setting :** Close



<b>Environment during calibration</b>		
	<b>Beginning</b>	<b>Finished</b>
Temp. ( °C )	27	27
REL.Humid. ( % )	59	59
AC Supply ( Volt )	224	223

**Ref. Std. ID No.: @  
Calibration Point**

<b>Position :</b>	<b>( 180 ) °C</b>	<b>( 104 ) °C</b>
1	18-18TC-01	18-18RTD-01
2	18-18TC-02	18-18RTD-02
3	18-18TC-03	18-18RTD-03
4	18-18TC-04	18-18RTD-04
5	18-18TC-05	18-18RTD-05
6	18-18TC-06	23-18RTD-06
7	18-18TC-07	18-18RTD-07
8	18-18TC-08	22-18RTD-08
9 (ref.)	18-18TC-09	18-18RTD-09

**Probe Installation Details :**

**Dimension of Chamber :**

a =	5.0	cm	D =	0.40	m
b =	5.0	cm	W =	0.56	m
c =	5.0	cm	H =	0.48	m
Capacity =			0.11	m <sup>3</sup>	



**Equipment :** Hot Air Oven  
**Condition As-Received :** Used Item  
**Reference :** 2403-0563OC-3  
**Result of Calibration :-** ( \* ) Without Adjustment  
**Function of UUC\* :** Temperature Source  
**Fresh air setting :** Close

**Cert. No.:** 24TM634

**Page :** 3 of 3

Calibration Point ( °C )	UUC* Setting ( °C )	UUC* Reading ( °C )	Temperature stability ( ± °C )	Temperature uniformity ( °C )	Overall Variation ( °C )	Coverage Factor <i>k</i>
104.0	104.0	104.0	0.065	0.52	0.90	2
180.0	180.0	180.0	0.20	1.2	2.0	2

Calibration Point ( °C )	Measured Temperature ( °C )									Uncertainty  ( ±°C )
	Position									
	1	2	3	4	5	6	7	8	9 (ref.)	
104.0	104.169	103.506	103.898	103.712	103.772	103.730	104.289	103.805	103.798	0.42
180.0	180.701	179.239	179.935	179.999	180.127	180.138	180.895	179.313	180.211	1.1

**Average\* :** The average of 30 values in each position.

**Temperature stability :** One-half of the greatest maximum difference of measured temperature at any one sensor.

**Temperature uniformity :** The maximum difference of measured temperatures at any sensors and the measured temperature at the reference location which are observed at the same time or at as close an observation time as possible to determine the temperature pattern or homogeneity within the chamber under steady-state conditions.

**Overall Variation :** The Difference of the maximum and minimum measured temperatures throughout observation.

**UUC\* :** Unit Under Calibration

**Note :** The reported uncertainty of measurement was included stability and excluded uniformity .

The reported uncertainty of measurement was based on a standard uncertainty multiplied by a coverage factor *k*, providing a level of confidence of approximately 95 %.

-o0o-





TECHNOLOGY PROMOTION ASSOCIATION (THAILAND-JAPAN)  
CORPORATE SERVICES 3: EQUIPMENT CALIBRATION AND TESTING SERVICES  
534/4 PATTANAKARN ROAD SOI 18, SUANLUANG, SUANLUANG BANGKOK 10250  
TEL.0-2717-3000-29 FAX.0-2719-9484



## Certificate of Calibration

Cert. No.: 24TM635

Page : 1 of 3

Equipment : Water Bath  
Manufacturer : Memmert  
Model : WNB22  
Serial No. : L513.0648  
ID No. : RYG\_EN0061

Submitted by : ALS Laboratory Group (Thailand) Co.,Ltd. (Rayong Branch)  
616/10 Moo 5, T. Maenam Khu,  
A. Pluakdaeng,  
Rayong 21140, Thailand

Location : Wet Chemistry Lab

Received Order : 21 March 2024

Calibration Date : 21 March 2024

Ambient Temperature : (  $26 \pm 10$  ) °C

Relative Humidity : (  $50 \pm 30$  ) %

Calibrated by : Man Pattanapongpaiboon

Approved by :

Approved Signatory

( ) Pornthippa Tameyakul

( ) Unnoppol Harachai

(☒) Suwit Imjai

Issue Date : 23 March 2024

**The Uncertainties are for a confidence probability of approximately 95%**

This certificate may not be reproduced other than in full, except with the prior written  
Approval of the head of Corporate Services 3 : Equipment Calibration and Testing Services.





**Equipment :** Water Bath  
**Condition As-Received :** Used Item  
**Reference :** 2403-0563OC-4  
**Procedure Used :-**

**Cert. No.:** 24TM635

**Page :** 2 of 3

Calibration were conducted using in-house calibration procedure CP-OT04 Based on ASTM E715 according to direct measurement method with Data Acquisition which connected with Industrial Platinum Resistance Thermometer ( IPRT ).

The temperature scale used was based on ITS-90.

**Condition of this result of calibration**

1. Reference standard instrument:-

<u>Instrument</u>	<u>Serial No.</u>	<u>Cert. No.</u>	<u>Traceable</u>	<u>Due Date</u>
1 ) Data Acquisition	MY57013711	23LM115	TPA	11 Jul 2024

2. This certificate is valid only to the item calibrated on date and place of calibration.

3. This certification is traceable to the International System of Unit.

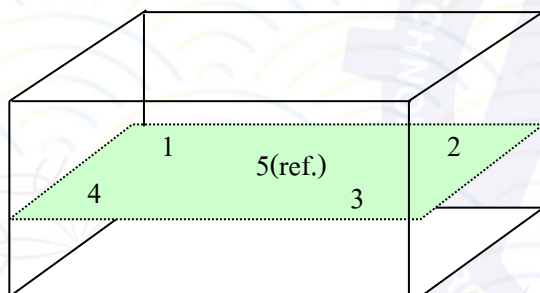
**Remark :** TPA : Technology Promotion Association ( Thailand - Japan )

**Result of Calibration :-** ( \* ) Without Adjustment

**Function of UUC\* :** Temperature Source

**Heat transfer medium used :** Water

	<u>Environmental</u>		<u>AC Voltage Supply</u>
	( °C )	( %R.H. )	( Volt )
<b>Beginning of Calibration</b>	25	55	222
<b>Finished of Calibration</b>	25	57	223



Front

<u>Position :</u>	<u>Ref. Std. ID No.:</u>
1	4803988-001
2	4803988-002
3	4803988-003
4	4803988-004
5(ref.)	4803988-005



**Equipment :** Water Bath  
**Condition As-Received :** Used Item  
**Reference :** 2403-0563OC-4  
**Result of Calibration :-** ( \* ) Without Adjustment  
**Function of UUC\* :** Temperature Source

**Cert. No.:** 24TM635

**Page :** 3 of 3

Calibration point ( °C )	UUC* Setting ( °C )	UUC* Reading ( °C )	Average* Standard Reading ( °C )					Uncertainty  ( ± °C )
			Position					
			1	2	3	4	5 (ref.)	
85.0	85.0	85.0	84.428	84.424	84.489	84.507	84.477	0.18

Calibration point ( °C )	Uniformity ( °C )	Stability ( ± °C )	Coverage Factor <b>k</b>
85.0	0.19	0.11	2

**Average\* :** The average of 30 values in each position.

**Uniformity :** The maximum difference of measured temperatures at any sensors and the measured temperature at the reference location which are observed at the same time or at as close an observation time as possible to determine the temperature pattern or homogeneity within the chamber under steady-state conditions.

**Stability :** One-half of the greatest maximum difference of measured temperature at any one probe.

**UUC\* :** Unit Under Calibration

**Note :** The reported uncertainty of measurement was included stability and excluded uniformity.

The reported uncertainty of measurement was based on a standard uncertainty multiplied by a coverage factor **k**, providing a level of confidence of approximately 95 %.

-o0o-





TECHNOLOGY PROMOTION ASSOCIATION (THAILAND-JAPAN)  
CORPORATE SERVICES 3 : EQUIPMENT CALIBRATION AND TESTING SERVICES

534/4 PATTANAKARN ROAD SOI 18, SUANLUANG, SUANLUANG BANGKOK 10250

TEL. 0-2717-3000 FAX. 0-2719-9484

Cert.No.: 23TW168

Page.: 1 of 2

## Certificate of Testing

Equipment : DO Meter  
Manufacturer : YSI  
Model : 5000-115V  
Serial No. : 15E102796  
ID No. : RYG\_EN0032  
Received Date : 21 July 2023  
Test Date : 24 July 2023  
Reference : 2307-0713DSC-1  
Submitted by : ALS Laboratory Group (Thailand) Co.,Ltd.  
Rayong Branch  
616/10 Moo 5, T.Maenam Khu, A.Pluakdaeng,  
Rayong 21140, Thailand

REVIEW BY	<i>N. Bamjit</i>
APPROVED BY	<i>D. Sirithan</i>
NEXT CAL. DATE	24/01/25

Laboratory Condition : Temperature (  $25 \pm 5$  ) °C  
Humidity (  $50 \pm 20$  ) %  
Test Procedure : In - house method : CP-CH9  
by Comparison Technique with Azide Modification Method

Tested by : Walalak Sirithean

Approved by : *Saithip*  
Approved Signatory

- ( ) Malee Butkruea  
(✓) Saithip Meangmai  
( ) Warakorn Lerngagtrakul

Issue Date : 26 July 2023





Cert.No.: 23TW168

Page.: 2 of 2

**Condition of this result of calibration**

1. Reference Standard Instruments :

This certification is traceable to the International System of Unit through the reference standards laboratory of Industrial Calibration Center, Technology Promotion Association (Thailand-Japan).

<u>Instruments</u>	<u>Serial No.</u>	<u>ID No.</u>	<u>Certificate No.</u>	<u>Due Date</u>
1) Burette	-	130BU10	23CG1172	22 Mar 2025
2) Balance	1126143764	140RC004	22MM50	20 Sep 2023

2. Standard Material :-

<u>Material</u>	<u>Manufacturer</u>	<u>Lot.No.</u>	<u>Assay</u>
Sodium Thiosulfate pentahydrate	Merck	AM1763316	100.2%

**Result :** Dissolved Oxygen Meter Adjustment With Air 100 %

Dissolved Oxygen Probe No.: 15E100464

<b>Titration Method (Azide Modification Method)</b> (mg/L)	<b>DO Meter Reading</b> (mg/L)	<b>Standard Deviation</b> (mg/L)
8.18	8.17	0.0055

This report was certified only for the instrument we tested. It is allowable to use for study the system efficiency, The environmental impact control and present to organization it may concerned. Intend to use for advertising and referral purpose is prohibited. This report may not be reproduced other in full, without written approval of the laboratory

-o0o-

*Saitthip*

a 1172155



TECHNOLOGY PROMOTION ASSOCIATION (THAILAND-JAPAN)  
CORPORATE SERVICES 3: EQUIPMENT CALIBRATION AND TESTING SERVICES  
534/4 PATTANAKARN ROAD SOI 18, SUANLUANG, SUANLUANG BANGKOK 10250  
TEL. 0-2717-3000-29 FAX. 0-2719-9484



Cert. No.: 23LM125

Page.: 1 of 2

## Certificate of Calibration

**Equipment :** DO Meter with Sensor

**Manufacturer :** YSI

**Model :** 5000-115V

**Serial No. :** 15E102796

**ID No. :** RYG\_EN0032

**Submitted by :** ALS Laboratory Group (Thailand) Co.,Ltd.  
Rayong Branch  
616/10 Moo 5 T. Maenam Khu, A. Pluakdaeng,  
Rayong 21140 Thailand

**Location :** TPA On Site Calibration Laboratory

**Received Order :** 25 July 2023


**Calibrated Date :** 27 July 2023

**Ambient Temperature :** (  $26 \pm 10$  ) °C

**Relative Humidity :** (  $50 \pm 30$  ) %

**AC Line Voltage :** (  $220 \pm 22$  ) V

**Calibrated by :** Preecha Hlahib

**Approved by :**   
Approved Signatory

( ) Pornthippa Tameyakul  
( ) Malee Butkruea  
☒ ( ) Suwit Imjai

**Issue Date :** 31 July 2023

The Uncertainties are for a confidence probability of approximately 95%

This certificate may not be reproduced other than in full, except with the prior written  
Approval of the head of Corporate Services 3 : Equipment Calibration and Testing Services.

A 0053616





Equipment : DO Meter with Sensor  
Condition As-Received : Used Item  
Reference : 2307-0713DSC-2

Cert. No.: 23LM125  
Page.: 2 of 2

**Procedure Used :-**

Calibration were conducted using in-house calibration procedure CP-OT01 according to comparison with Industrial Platinum Resistance Thermometer ( IPRT ) into Temperature Bath.

The temperature scale used was based on ITS-90.

**Condition of this result of calibration**

1. Reference standard instrument:-

<u>Instrument</u>	<u>Serial No.</u>	<u>Cert. No.</u>	<u>Traceable</u>	<u>Due Date</u>
1) Digital Thermometer	2188080	2211285	TPA	21 Oct 2023

2. This certificate is valid only to the item calibrated on date and place of calibration.

3. This certification is traceable to the International System of Unit.

**Remark :** TPA : Technology Promotion Association ( Thailand - Japan )

**Result of Calibration :-** ( \* ) Without Adjustment

**Function :** Temperature measurement.

This instrument was connected with temperature sensor, S/N.: 1228475367

<u>Calibration Point</u> ( °C )	<u>Immersion Depth</u> ( mm )	<u>Standard Temperature</u> ( °C )	<u>UUC* Reading</u> ( °C )	<u>Error</u> ( °C )	<u>Uncertainty</u> ( ± °C )	<u>Coverage Factor</u> <i>k</i>
20.00	100	20.011	19.91	-0.101 *	0.15	2.00

**UUC\* :** Unit Under Calibration

The reported uncertainty of measurement was based on a standard uncertainty multiplied by a coverage factor *k*, providing a level of confidence of approximately 95 %.

-o0o-

*Yen!*





TECHNOLOGY PROMOTION ASSOCIATION (THAILAND-JAPAN)  
CORPORATE SERVICES 3: EQUIPMENT CALIBRATION AND TESTING SERVICES  
534/4 PATTANAKARN ROAD SOI 18, SUANLUANG, SUANLUANG BANGKOK 10250  
TEL. 0-2717-3000-29 FAX. 0-2719-9484



Cert. No.: 23TM962

Page : 1 of 3

## Certificate of Calibration

**Equipment :** Low Temp. Incubator

**Manufacturer :** Memmert

**Model :** IPP750

**Serial No. :** V818.0084

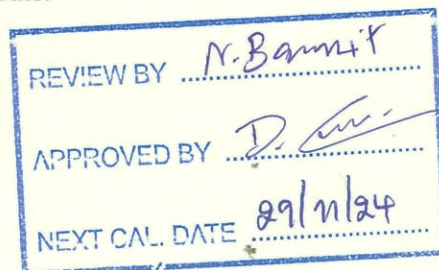
**ID No. :** RYG\_EN0154

**Submitted by :** ALS Laboratory Group (Thailand) Co.,Ltd.  
(Rayong Branch)  
616/10 Moo 5 T. Maenam Khu,  
A. Pluakdaeng, Rayong 21140 Thailand

**Location :** BOD Room

**Received Order :** 29 May 2023  
**Calibration Date :** 29 May 2023  
**Ambient Temperature :** ( 26 ± 10 ) °C  
**Relative Humidity :** ( 50 ± 30 ) %

**Calibrated by :** Man Pattanapongpaiboon



**Approved by :**

Approved Signatory

- ( ) Pornthippa Tameyakul  
( ) Malee Butkruea  
(✓) Suwit Imjai

**Issue Date :**

7 June 2023

**The Uncertainties are for a confidence probability of approximately 95%**

This certificate may not be reproduced other than in full, except with the prior written  
Approval of the head of Corporate Services 3 : Equipment Calibration and Testing Services.

A 0054967



Equipment : Low Temp. Incubator  
Condition As-Received : Used Item  
Reference : 2305-0898OC-2

Cert. No.: 23TM962

Page : 2 of 3

**Procedure Used :-**

Calibration were conducted using calibration procedure CP-OT02 according to direct measurement method with Data Acquisition which connected with Resistance Temperature Detector ( RTD ).

The temperature scale used was based on ITS-90.

**Condition of this result of calibration**

1. Reference standard instrument:-

<u>Instrument</u>	<u>Model</u>	<u>Serial No.</u>	<u>Cert. No.</u>	<u>Due Date</u>
1 ) Data Acquisition	34972A	MY57013711	22LM93	02 Jul 2023

2. This certificate is valid only to the item calibrated on date and place of calibration.

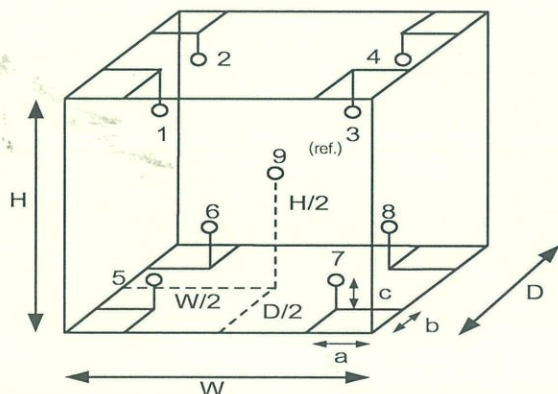
3. This certification is traceable to the International System of Unit.

**Result of Calibration :-** ( \* ) Without Adjustment

**Function of UUC\* :** Temperature Source

**Fresh air setting :** Close

Environment during calibration		
	Beginning	Finished
Temp. ( °C )	23	23
REL.Humid. ( % )	54	56
AC Supply ( Volt )	223	222



Position :	Ref. Std. ID No.:
1	18-18RTD-01
2	18-18RTD-02
3	18-18RTD-03
4	18-18RTD-04
5	18-18RTD-05
6	18-18RTD-10
7	18-18RTD-07
8	22-18RTD-08
9 (ref.)	18-18RTD-09

**Probe Installation Details :**

a = 10 cm  
b = 10 cm  
c = 10 cm

**Dimension of Chamber :**

D = 0.60 m  
W = 1.0 m  
H = 1.2 m  
Capacity = 0.75 m<sup>3</sup>

*Signature*

a 1165130





Equipment : Low Temp. Incubator  
Condition As-Received : Used Item  
Reference : 2305-0898OC-2  
**Result of Calibration :-** ( \* ) Without Adjustment  
Function of UUC\* : Temperature Source  
Fresh air setting : Close

Cert. No.: 23TM962

Page : 3 of 3

Calibration Point ( °C )	UUC* Setting ( °C )	UUC* Reading ( °C )	Temperature stability ( ± °C )	Temperature uniformity ( °C )	Overall Variation ( °C )	Coverage Factor <i>k</i>
20.0	20.0	20.0	0.019	0.72	1.0	2

Calibration Point ( °C )	Measured Temperature ( °C )									Uncertainty ( ±°C )
	Position									
	1	2	3	4	5	6	7	8	9 (ref.)	
20.0	19.547	19.780	19.487	19.529	19.408	20.139	20.112	20.406	20.116	0.30

**Average\*** : The average of 30 values in each position.

**Temperature stability** : One-half of the greatest maximum difference of measured temperature at any one sensor.

**Temperature uniformity** : The maximum difference of measured temperatures at any sensors and the measured temperature at the reference location which are observed at the same time or at as close an observation time as possible to determine the temperature pattern or homogeneity within the chamber under steady-state conditions.

**Overall Variation** : The Difference of the maximum and minimum measured temperatures throughout observation.

**UUC\*** : Unit Under Calibration

**Note** : The reported uncertainty of measurement was included stability and excluded uniformity .

The reported uncertainty of measurement was based on a standard uncertainty multiplied by a coverage factor *k*, providing a level of confidence of approximately 95 %.

-o0o-

*Sevrit*